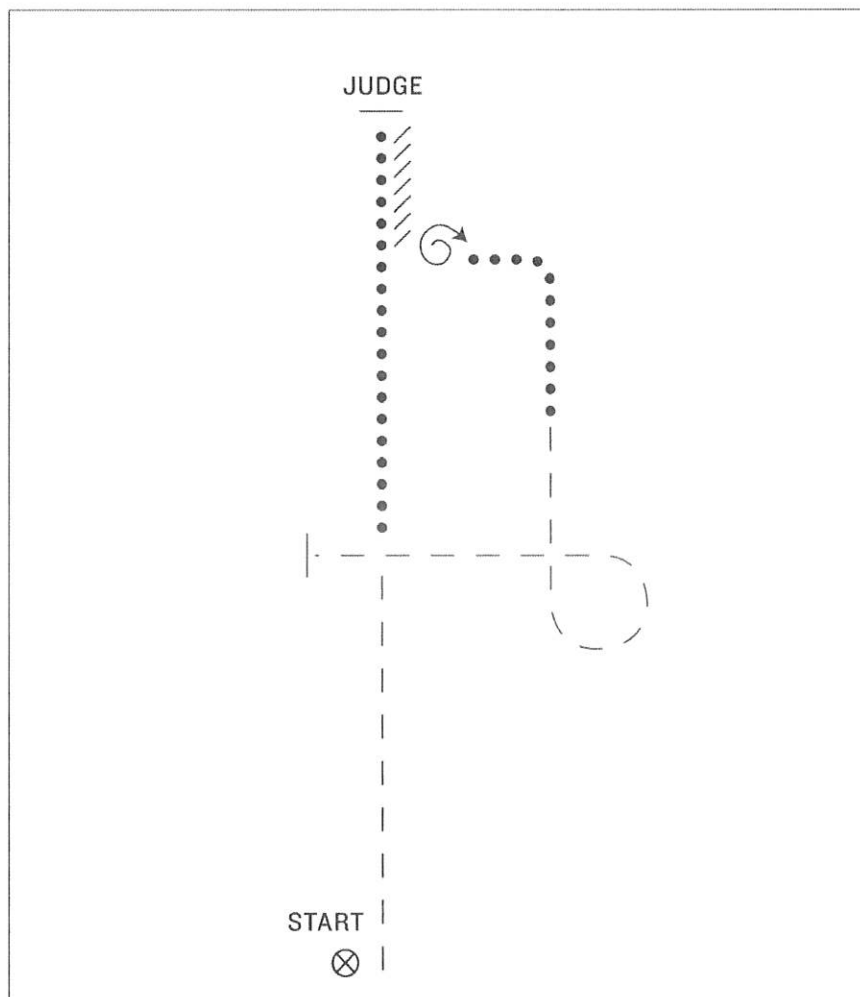


Showmanship at Halter Open

WRC + SAWRR Showmanship at Halter - OPEN

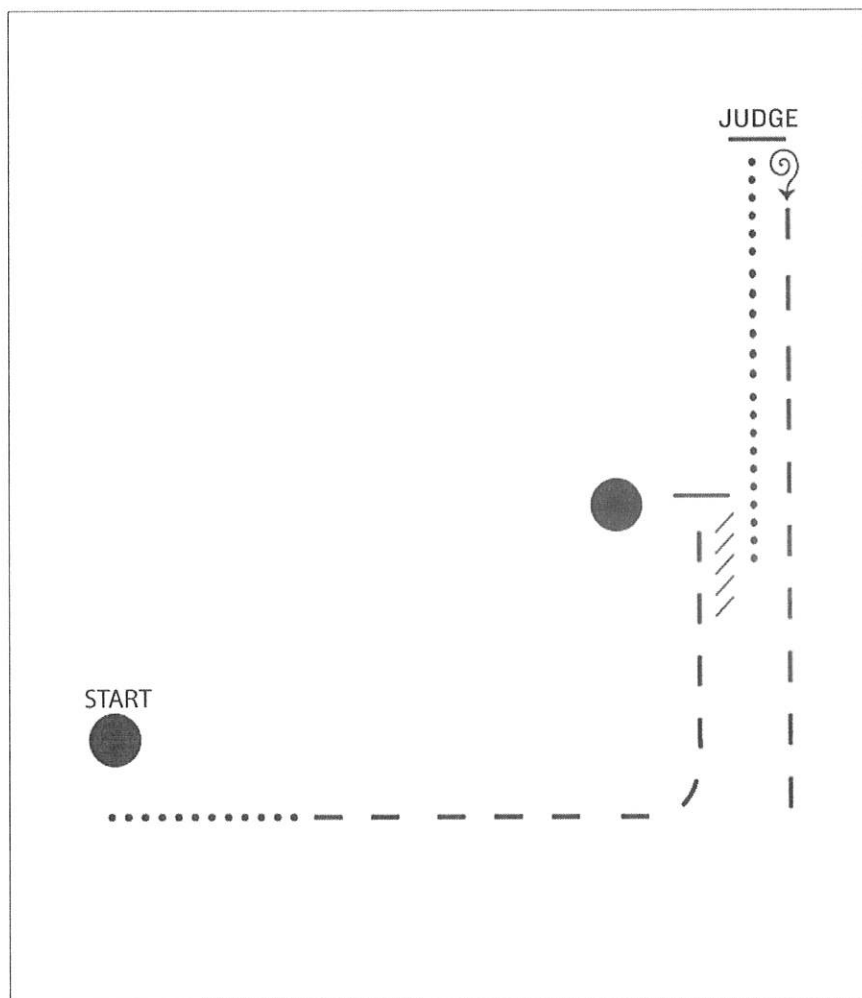


1. Trot half way, walk half way
2. Stop and set-up for full inspection
3. After inspection, back 2 horse lengths, execute 1 1/4 turn
4. Walk, trot a left circle and across initial line
5. Stop and set-up for brief inspection
6. Exit at a walk or trot

1. klusem do 1/2 linie, krokem do 1/2 linie k inspekci
2. zastavit, set up, inspekce
3. zacouvat 2 koňské délky, 1 1/4 obrat vpravo
4. krokem, klusem dle nákresu
5. zastavit, set up
6. odejít krokem nebo klusem

Showmanship at Halter youth/amateur

WRC + SAWRR Showmanship at Halter - mládež, amatér
WRC Showmanship at Halter - PIDILIDI



1. Walk
2. Trot corner, stop
3. Back
4. Walk, stop
5. Set-up for inspection
6. After inspection, 1 1/2 turn
7. Trot to warm up area

1. krok
2. klusem (proklusat roh), zastavit
3. zacouvat
4. krokem, zastavit
5. set up, inspekce
6. 1 1/2 obrat vpravo
7. odchod klusem

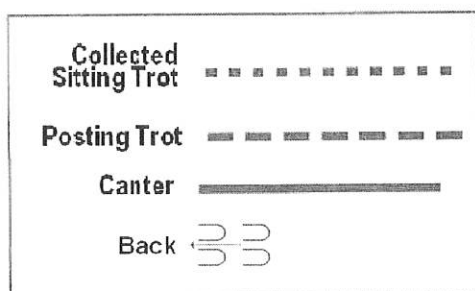
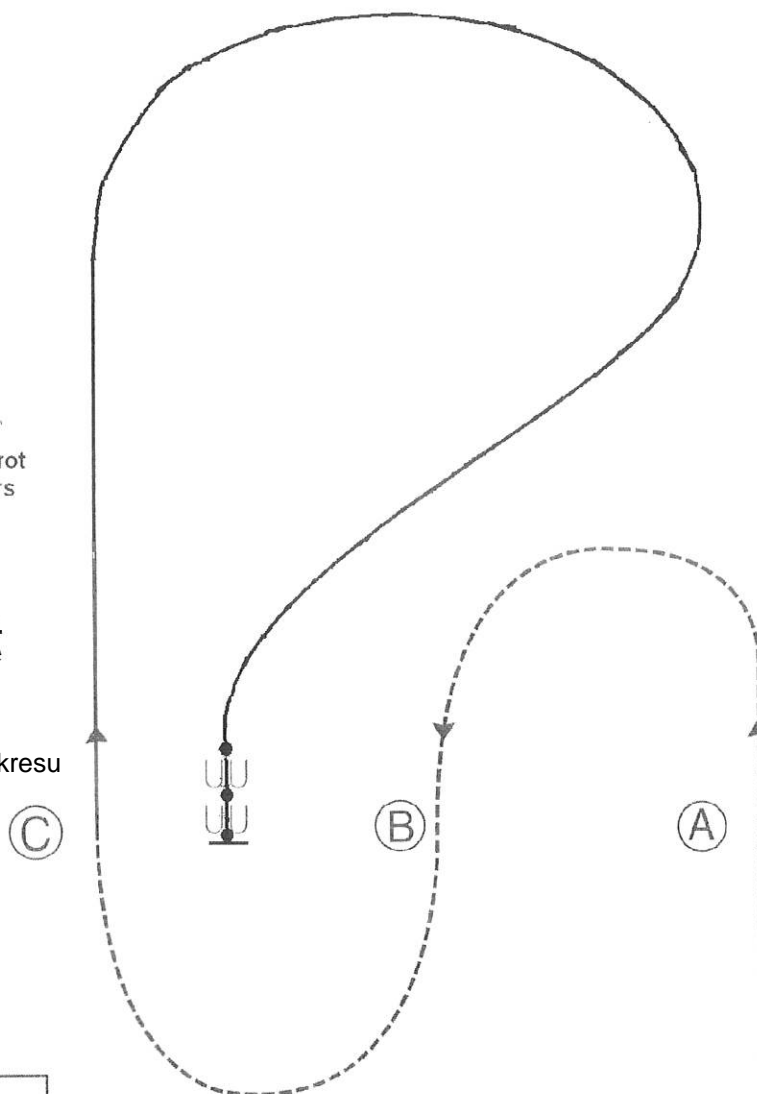
- PIDI LIDI
1. krok
 2. klusem, zastavit
 3. zacouvat
 4. krokem zastavit
 5. set up, inspekce
 6. 1/2 obrat vpravo
 7. odchod klusem

Hunt Seat Equitation youth/amateur

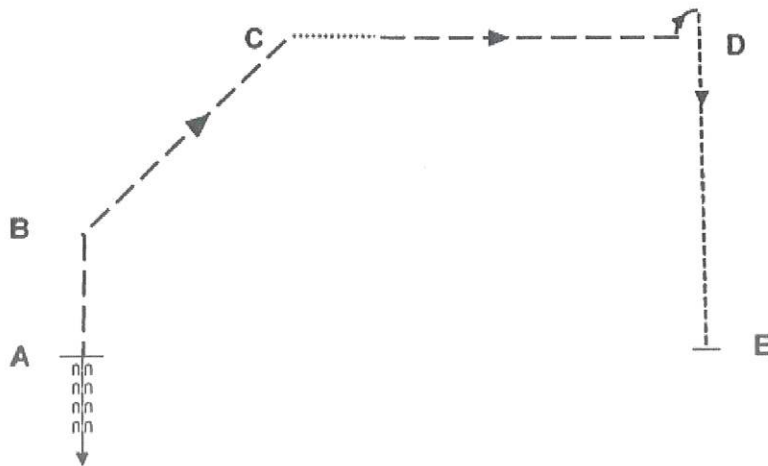
WRC Hunt Seat Equitation mládež/ amatér

1. Collected sitting trot up to A.
2. Upon passing A, perform a posting trot and trot a serpentine through markers B & C, showing proper change of diagonals.
3. Pick up the right lead and canter as diagramed on pattern.
4. Pull to a halt between markers B & C.
5. Stop and back. Exit to the end of the arena to wait for rail work.

1. pracovní klus k A
 2. na úrovni A lehký klus, serpentýna dle nákresu předvést změny diagonál
 3. pravý cval dle nákresu
 4. dojet do 1/2 B,C
 5. zastavit a zacouvat
- Opustit arénu a čekat na Rail work



Hunt Seat Equitation walk/trot



Be ready at A

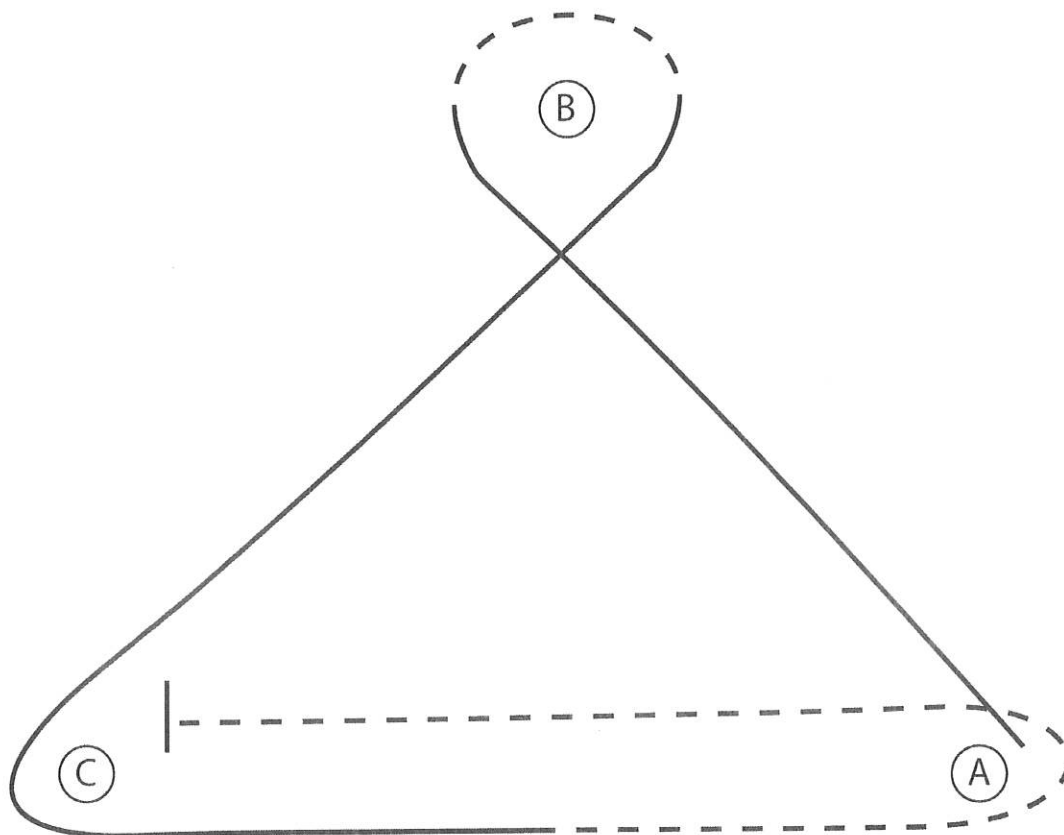
1. Back one horse length
2. Posting trot, left diagonal
3. At B, make an angled turn to the right and continue trot to C
4. At C, break to the walk and walk five steps toward D
5. Posting trot left diagonal to D
6. At D make a 90° turn on the forehand to the right
7. Sitting trot to E
8. Stop at E

Walk
Sitting Trot	-----
Trot	- - - -
Canter	————
Extended Canter	- . . - . . -
Lead Change	↗
Back	←←←←←
Marker	B

Pattern is complete. Exit the arena at the sitting trot

Hunt Seat Equitation open

WRC + SAWRR Hunt Seat Equitation - OPEN



1. Canter on the right lead A to B
2. At B posting trot around B
3. At B canter on the left lead to and around C and continue towards A
4. Halfway to A posting trot on the right diagonal to and around A and continue towards C
5. Halfway to C sit the trot
6. Stop at C

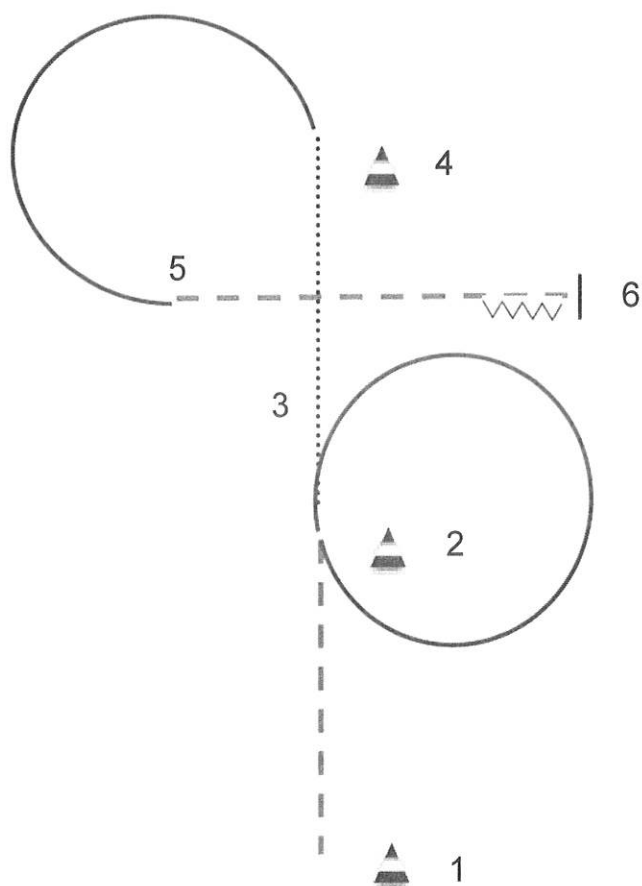
1. pravý cval A-B
2. na úrovni B- lehký klus kolem B
3. na úrovni B levý cval kolem C a pokračovat směrem k A
4. v polovině C-A, lehký klus - pravá diagonála kolem A k C
5. v polovině C-A, pracovní klus
6. zastavit v C

Walk
Trot	-----
Extended Trot	-----
Canter	—————
Leg Yield	
Lead Change	↗↘
Back	←←←←←
Marker	(B)
Sidepass	←←←←←

1. - 2. 7. 2023

Horsemanship youth/amateur

WRC HORSEMANSHIP - MLÁDEŽ, AMATÉR
SAWRR HORSEMANSHIP - MLÁDEŽ



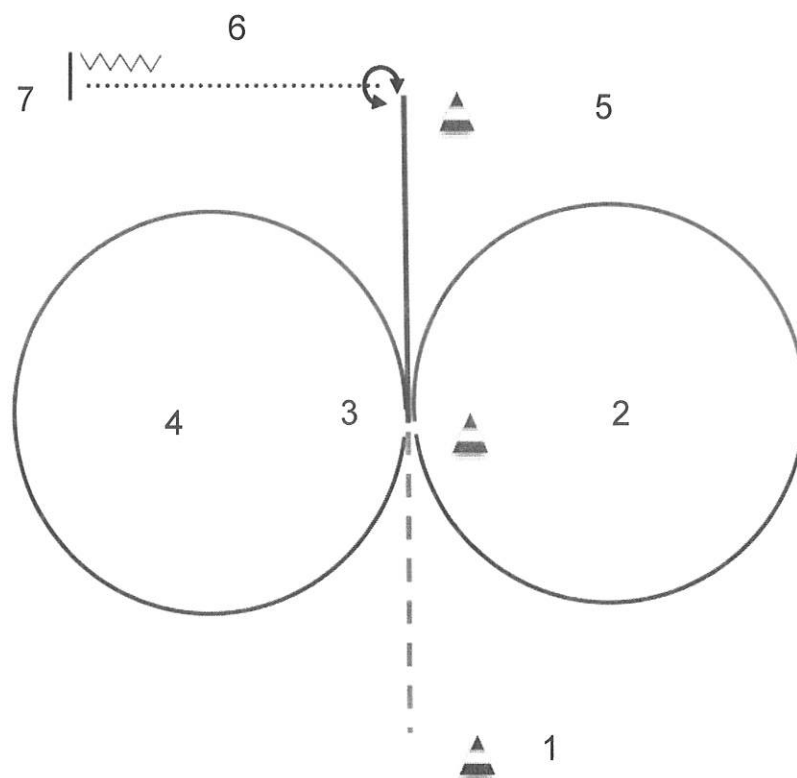
1. Jog
2. Lope Zirkel to the right
3. Walk
4. Lope Zirkel to the left
5. Jog Stop
6. back-up one horselength

1. klus
2. pravý cval, kruh vpravo
3. krok
4. levý cval, dle nákresu
5. klus, zastavit
6. zacouvat 1 koňskou délkou

1. - 2. 7. 2023

Horsemanship Open

WRC + SAWRR HORSEMANSHIP OPEN



1. Jog
2. Lope right circle
3. change leads - simple or flying
4. Lope left circle
5. stop - 90° turn to the left

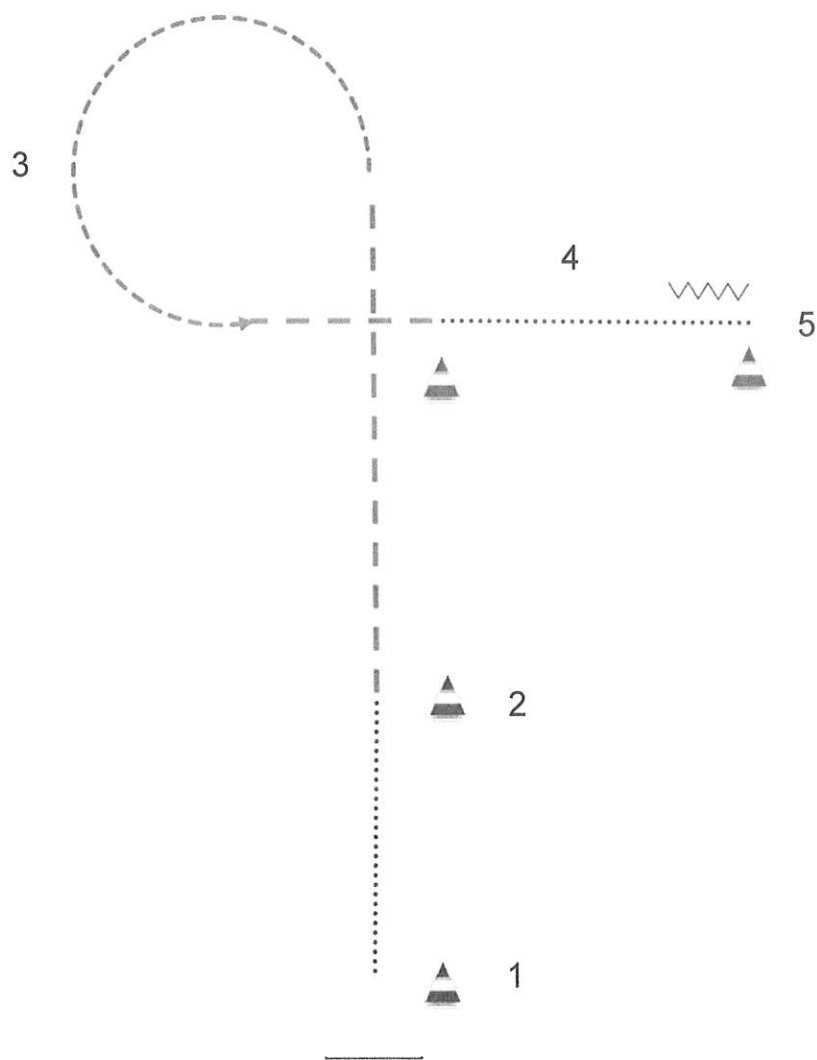
6. Walk Stop
7. back-up one horselength

1. klus
2. pravý cval, pravý kruh
3. přeskok - jednoduchý nebo letný
4. levý cval, levý kruh
5. zastavit, 1/4 obrat vlevo
6. krok, zastavit
7. zacouvat 1 koňskou délkou

1. - 2. 7. 2023

Horsemanship Walk/Trot

WRC HORSEMANSHIP - PIDILIDI



1. Walk
2. Jog
3. Jog Zirkel to the left
4. Walk and Stop
5. back-up one horselength

1. krok
2. klus
3. klus - kruh vlevo
4. krok, zastavit
5. zacouvat 1 koňskou délku