

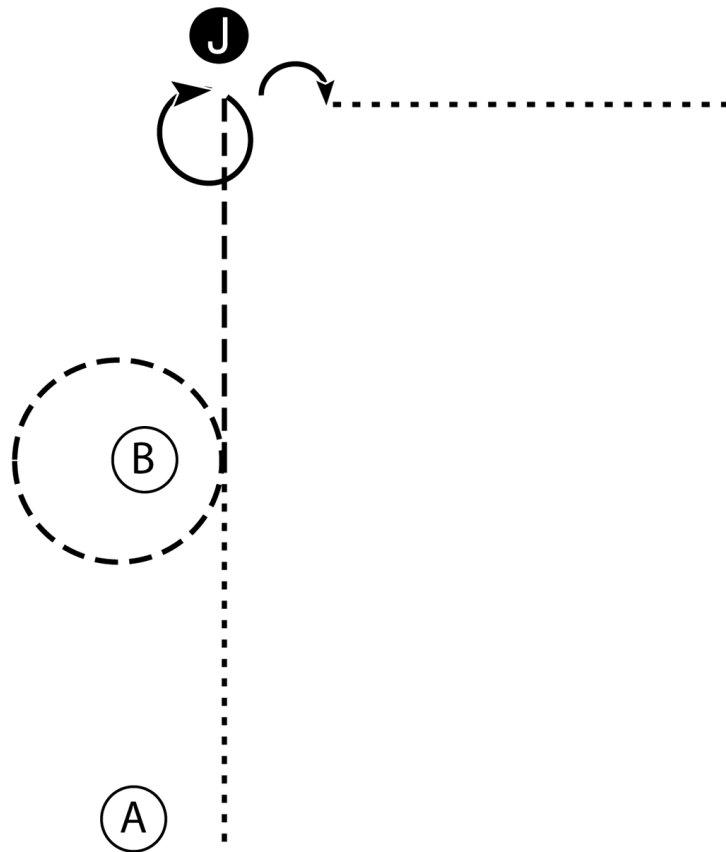
# Youth Championship WCR 2022

## Showmanship (Youth round number 1)

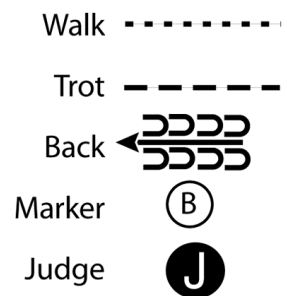
Show Date: 17-18 September 2022

w w w . H o r s e S h o w P a t t e r n s . c o m

w w w . H o r s e S h o w P a t t e r n s . c o m



1. Walk from A to B.
2. At B trot. Trot a circle around B and continue to the Judge.
3. Stop and perform a 360 degree turn. Set up for inspection.
4. When dismissed perform a 90 degree turn.
5. Walk straight away from the Judge.



[S/2-8]

Pattern Provided by:

*Judges*

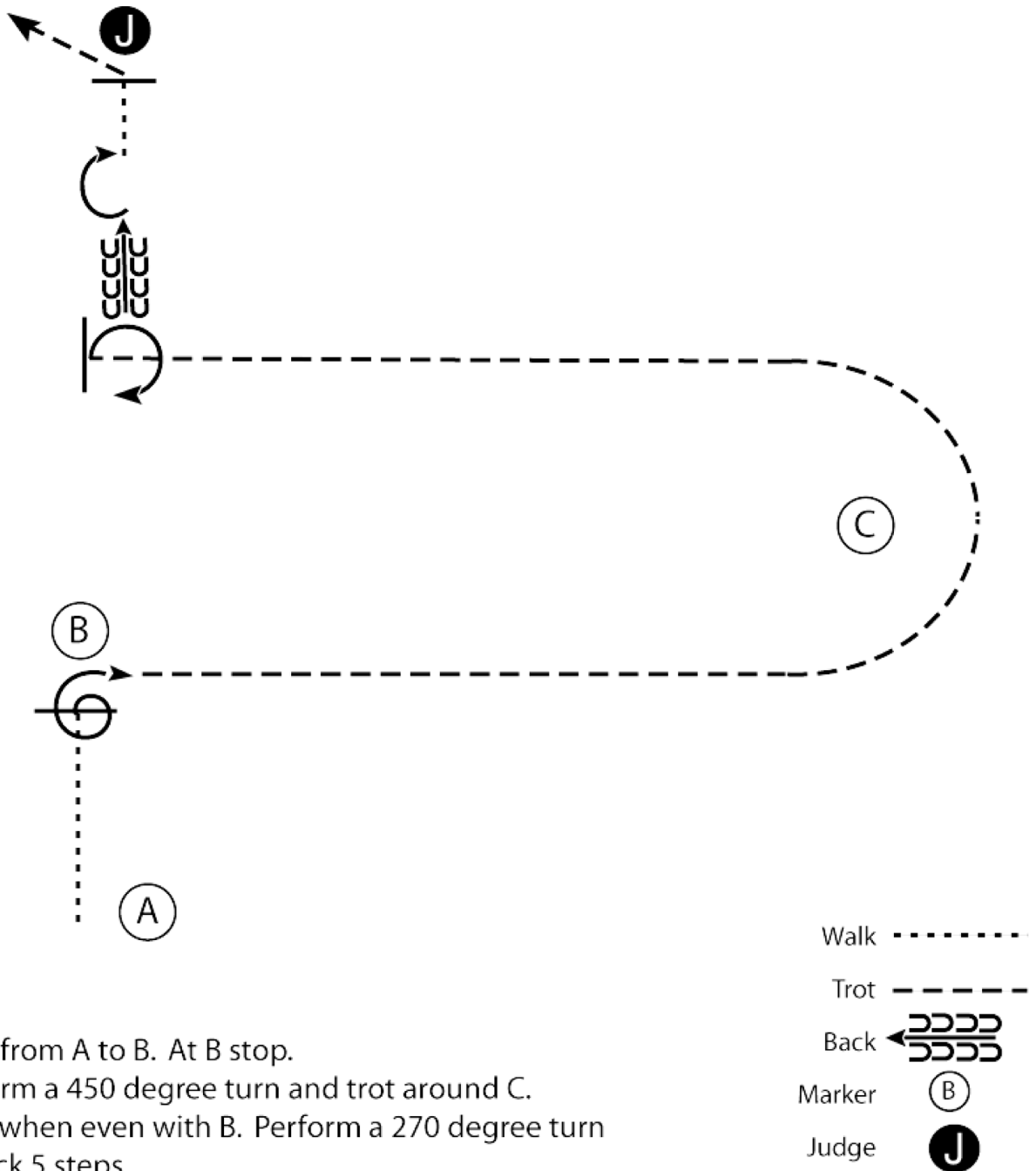
# Youth Championship WCR 2022

## Showmanship (Youth round number 2)

Show Date: 17-18 September 2022

w w w . H o r s e S h o w P a t t e r n s . c o m

w w w . H o r s e S h o w P a t t e r n s . c o m



1. Walk from A to B. At B stop.
2. Perform a 450 degree turn and trot around C.
3. Stop when even with B. Perform a 270 degree turn and back 5 steps.
4. Perform a 180 degree turn. Walk to the Judge and set up for inspection.
5. When dismissed trot to the line-up.

- Walk ..... (dotted line)
- Trot - - - - - (dashed line)
- Back ← 5 5 5 5 5 (line with arrows and '5' steps)
- Marker (B) (circle with B)
- Judge (J) (circle with J)

[S/3-4]

Pattern Provided by:

*Judges*

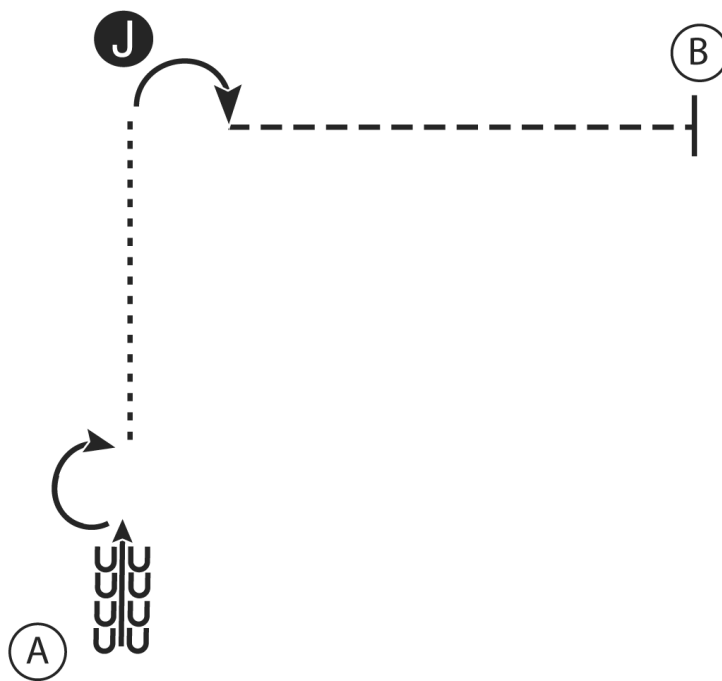
# Youth Championship WCR 2022

## Showmanship (Pidilidi Youth )

Show Date: 17-18 September 2022

w w w . H o r s e S h o w P a t t e r n s . c o m

w w w . H o r s e S h o w P a t t e r n s . c o m



1. Back 4 steps at A
2. Perform a 180 degree turn
3. Walk to the judge and set up for inspection
4. When dismissed perform a 90 degree turn and trot to B
5. Stop at B

- Walk - - - - -
- Trot - - - - -
- Back ←
- Marker (B)
- Judge (J)

[S/1-2]

Pattern Provided by:

*Judges*

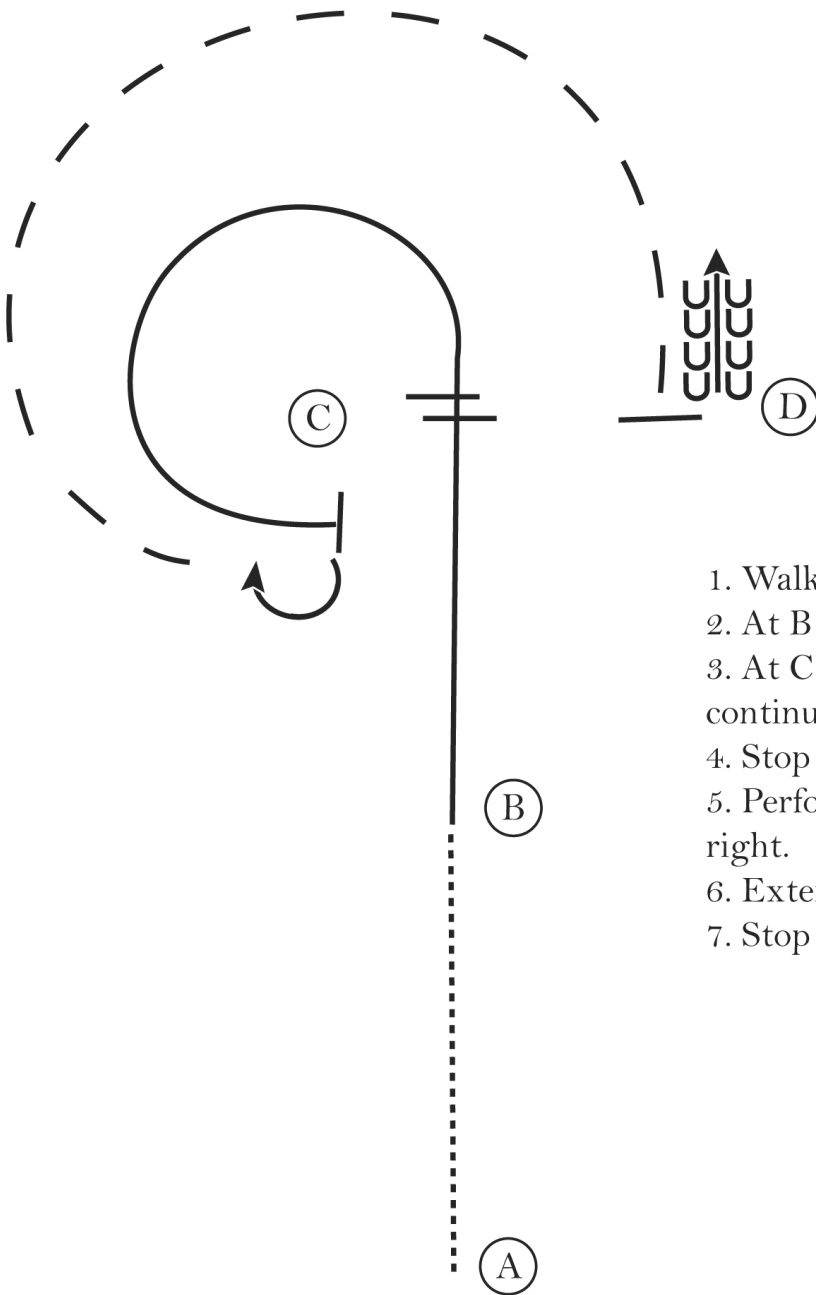
# Youth Championship WCR 2022

## Western Horsemanship (Youth round number 1)

Show Date: 17-18 September 2022

www.HorseShowPatterns.com

www.HorseShowPatterns.com



1. Walk A to B.
2. At B lope on the right lead to C.
3. At C perform a lead change and continue on the left lead around C.
4. Stop at C.
5. Perform a 180 degree turn to the right.
6. Extend the jog around C.
7. Stop at D and back 4 steps.

Walk	.....
Jog	-----
Extended Jog	- - - - -
Lope	—————
Leg Yield	
Lead Change	↘
Back	← u u u u
Marker	⊙ (B)
Sidepass	← - - - - ←

[WH/2-1]

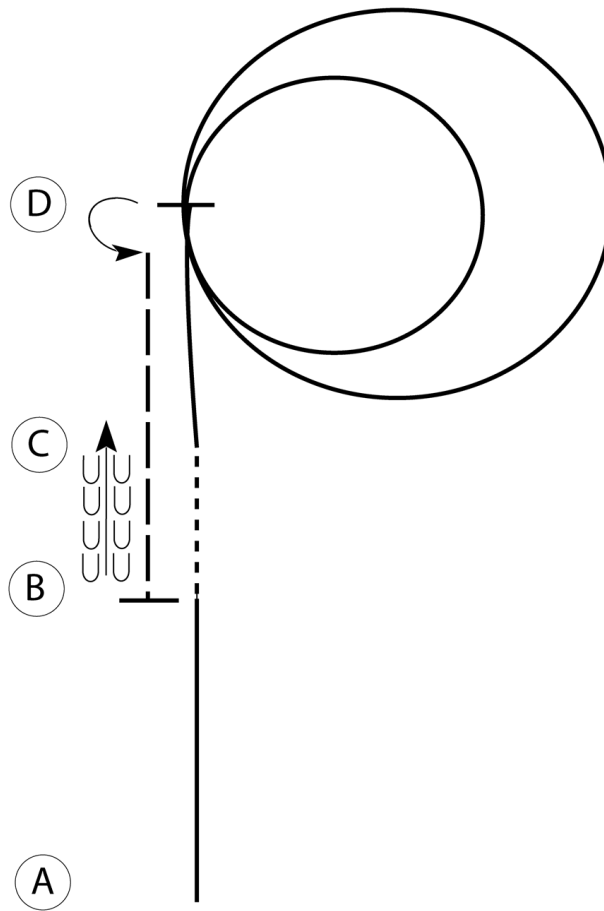
Pattern Provided by:

*Judges*

# Youth Championship WCR 2022

## Western Horsemanship (Youth round number 2)

Show Date: 17-18 September 2022



Be ready at A.

1. Lope on the left lead to B.
2. Walk B to C.
3. Lope on the right lead to D.
4. Lope a large fast circle to the right.
5. Lope a small slow circle to the right.
6. Stop at D and perform a 180 degree spin to the left.
7. Extend the jog to B.
8. Stop at B and back to C.

Follow the instructions of your ring steward.

<b>Walk</b>	-----
<b>Jog</b>	-----
<b>Extended Jog</b>	-----
<b>Lope</b>	—————
<b>Leg Yield</b>	
<b>Lead Change</b>	↙
<b>Back</b>	← ⊂⊂⊂ ⊂⊂⊂
<b>Marker</b>	(B)
<b>Sidepass</b>	←-----→

[WH/3-1]

Pattern Provided by:

*Judges*

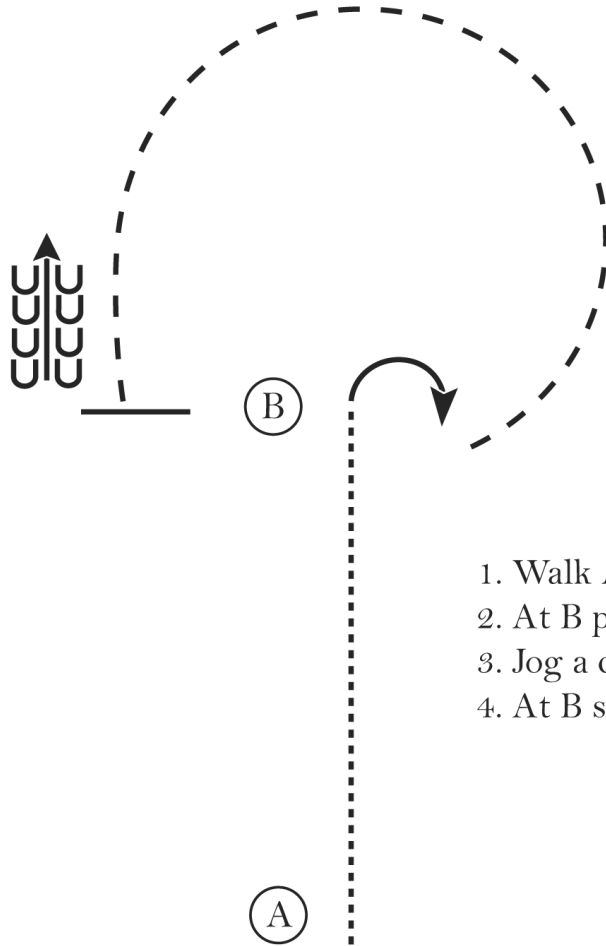
www.HorseShowPatterns.com

www.HorseShowPatterns.com

# Youth Championship WCR 2022

## Western Horsemanship (Pidilidi Youth)

Show Date: 17-18 September 2022



1. Walk A to B
2. At B perform a 90 degree turn to the right
3. Jog a circle around B
4. At B stop and back 4 steps

Walk	.....
Jog	-----
Extended Jog	-----
Lope	—————
Leg Yield	
Lead Change	↘
Back	←←←←← ←←←←←
Marker	(B)
Sidepass	←←←←←

[WH/WT-7]

Pattern Provided by:

*Judges*

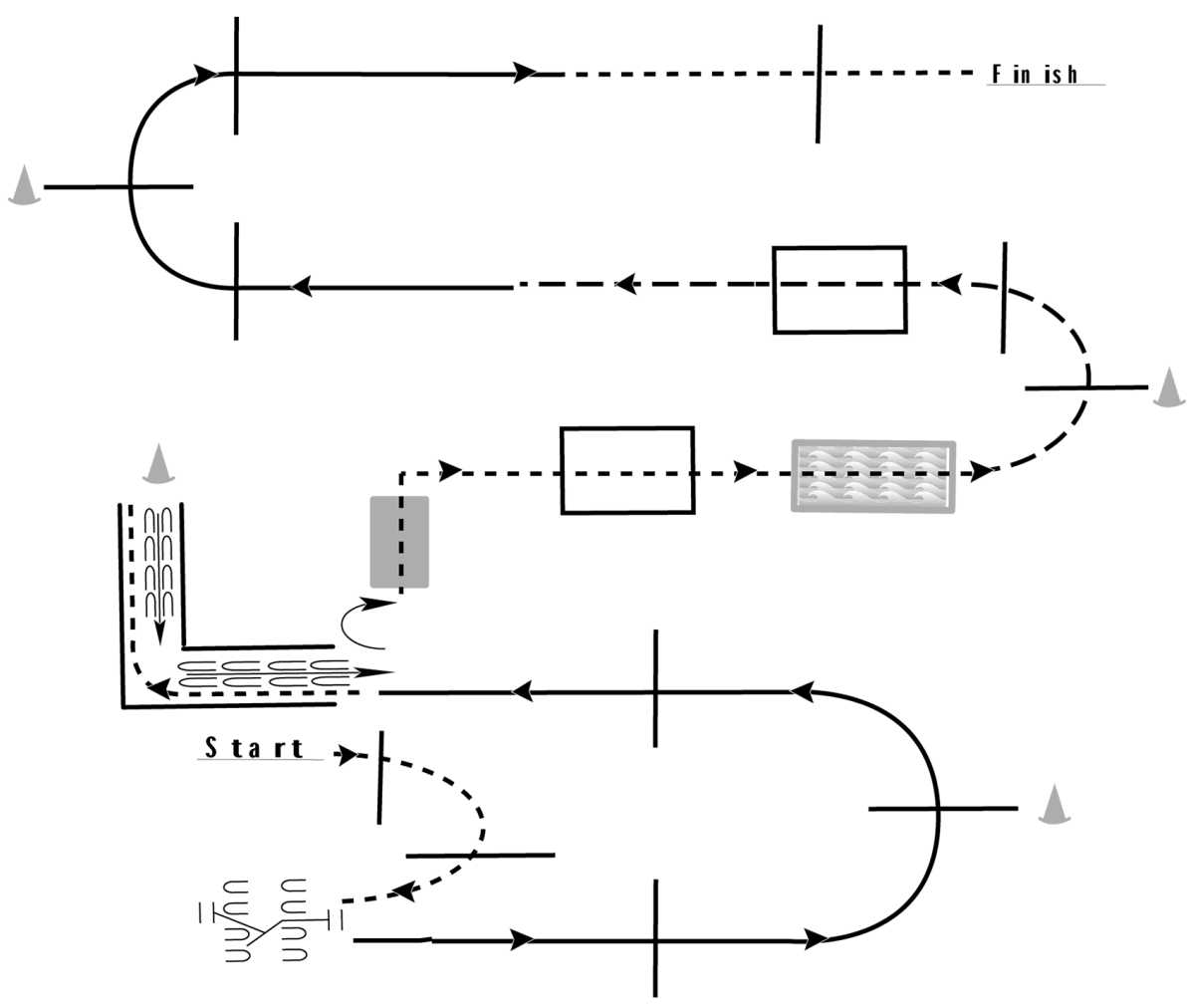
# Youth Championship WCR 2022

## Trail (Youth round number 1)

Show Date: 17-18 September 2022

www.HorseShowPatterns.com

www.HorseShowPatterns.com



1. Walk over two poles to gate
2. Work gate with left hand
3. Lope on the left lead over poles
4. Break to a walk and walk into L
5. Back out of L
6. Walk over bridge
7. Walk through box and through water box
8. Trot over poles and through box
9. Lope on the right lead over poles
10. Break to the walk and walk over final elevated pole to finish

Walk	-----
Jog	- - - - -
Extended Jog	- - - - -
Lope	—————
Leg Yield	
Lead Change	↙ ↘
Back	← ← ← ← ←
Marker	(B)
Sidepass	←-----→

[T/2-9]

**Pattern Provided by:**  
*Judges*

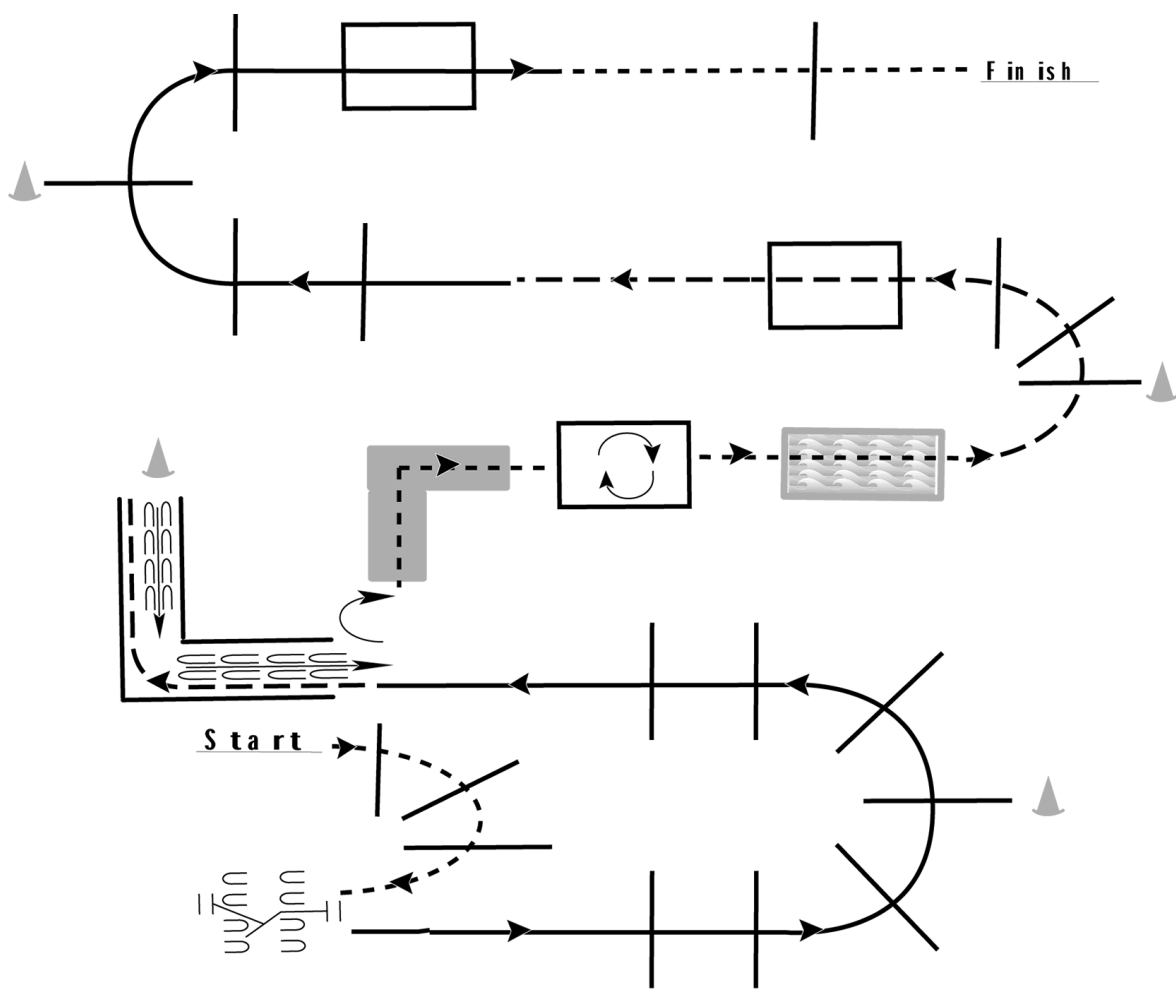
# Youth Championship WCR 2022

## Trail (Youth round number 2)

Show Date: 17-18 September 2022

www.HorseShowPatterns.com

www.HorseShowPatterns.com



1. Walk over three poles to gate
2. Work gate with left hand
3. Lope on the left lead over poles
4. Jog into L and back out of L
5. Walk over bridges
6. Walk into box and turn 360 degrees to the right
7. Walk over water box
8. Trot over poles and through box
9. Lope on the right lead over poles
10. Break to the walk and walk over final elevated pole to finish

Walk	-----
Jog	- - - - -
Extended Jog	— — — —
Lope	—————
Leg Yield	
Lead Change	↙ ↘
Back	← ← ← ← ←
Marker	Ⓚ
Sidepass	← — — — — →

[T/3-7]

**Pattern Provided by:**  
*Judges*



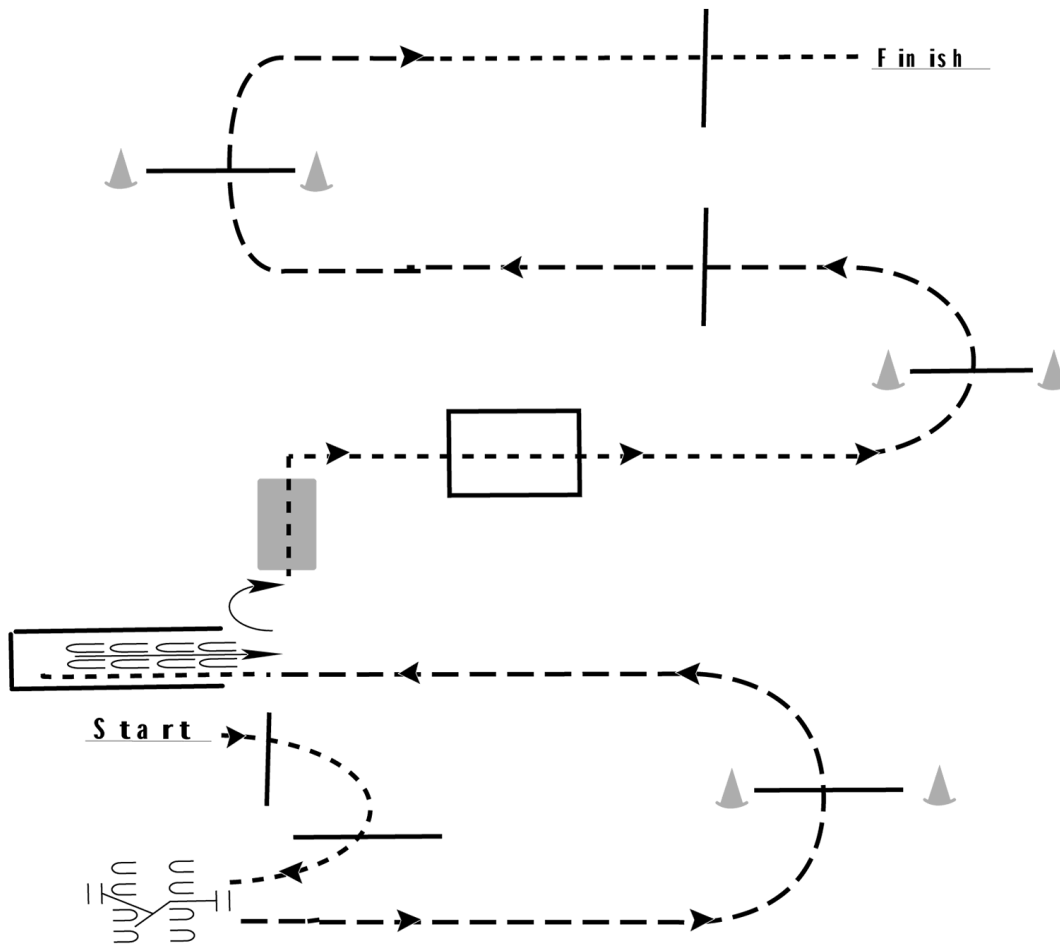
# Youth Championship WCR 2022

## Trail (Pidilidi Youth)

Show Date: 17-18 September 2022

w w w . H o r s e S h o w P a t t e r n s . c o m

w w w . H o r s e S h o w P a t t e r n s . c o m



1. Walk over two poles to gate
2. Work gate with left hand
3. Trot over pole to chute
4. Walk into chute
5. Back out of chute
6. Walk over bridge
7. Walk through box
8. Trot over poles
9. Break to the walk and walk over final elevated pole to finish

Walk	-----
Jog	- - - - -
Extended Jog	- - - - -
Lope	—————
Leg Yield	
Lead Change	— / —
Back	← ← ← ← ←
Marker	Ⓚ
Sidepass	← ← ← ← ←

[T/WT-9]

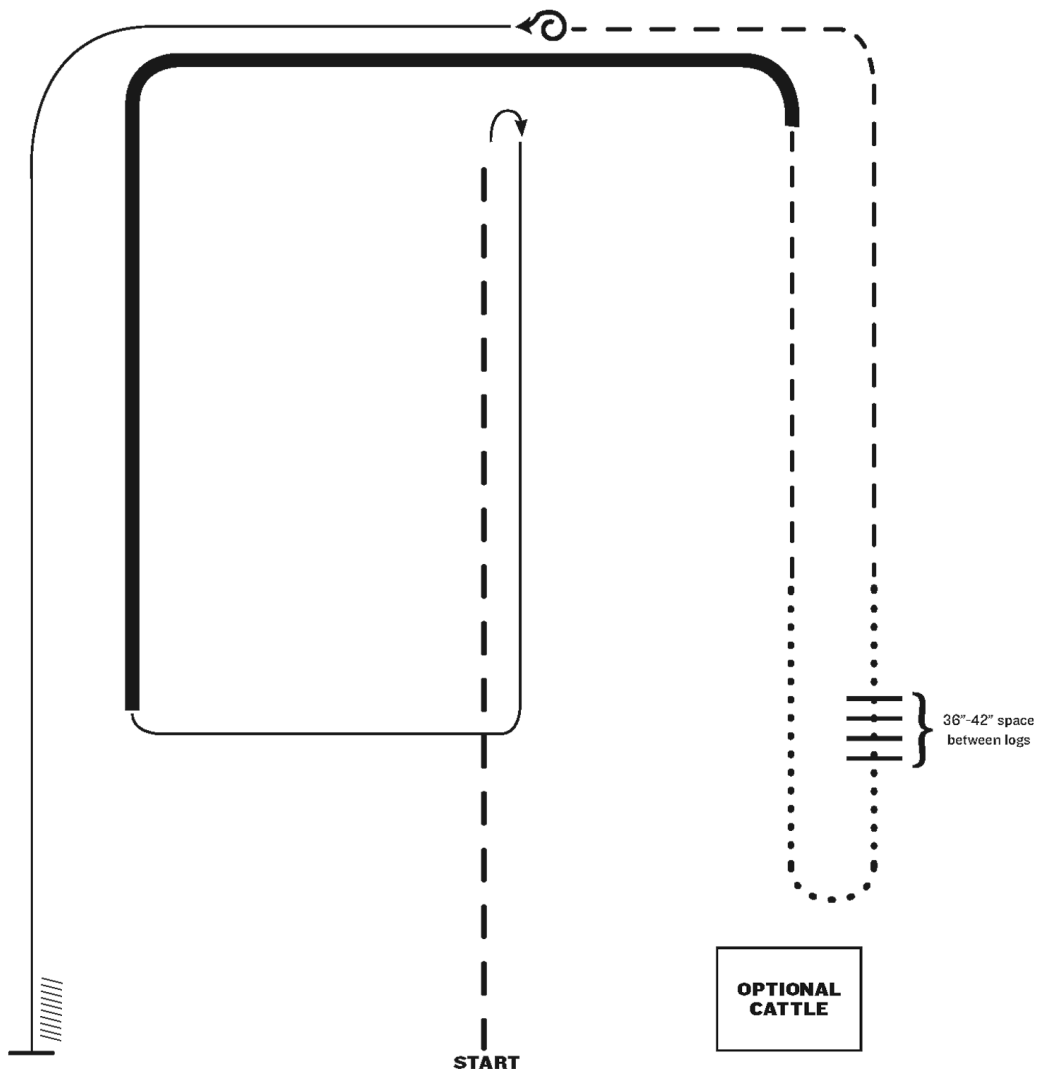
Pattern Provided by:

*Judges*

# Youth Championship WCR 2022

## Ranch Riding (Youth round number 1)

Show Date: 17-18 September 2022



1. Extended trot
2. Stop, rollback right
3. Lope right lead
4. Extended lope (right lead)
5. Trot
6. Walk
7. Walk over logs
8. Walk
9. Trot
10. Stop, 360 left
11. Lope left lead
12. Stop and back

Note: The drawn description of this pattern is only intended for the general depiction of the pattern. Exhibitors should utilize the arena space to best exhibit their horses.

[RR/AQHA-15]

Pattern Provided by:

*Judges*

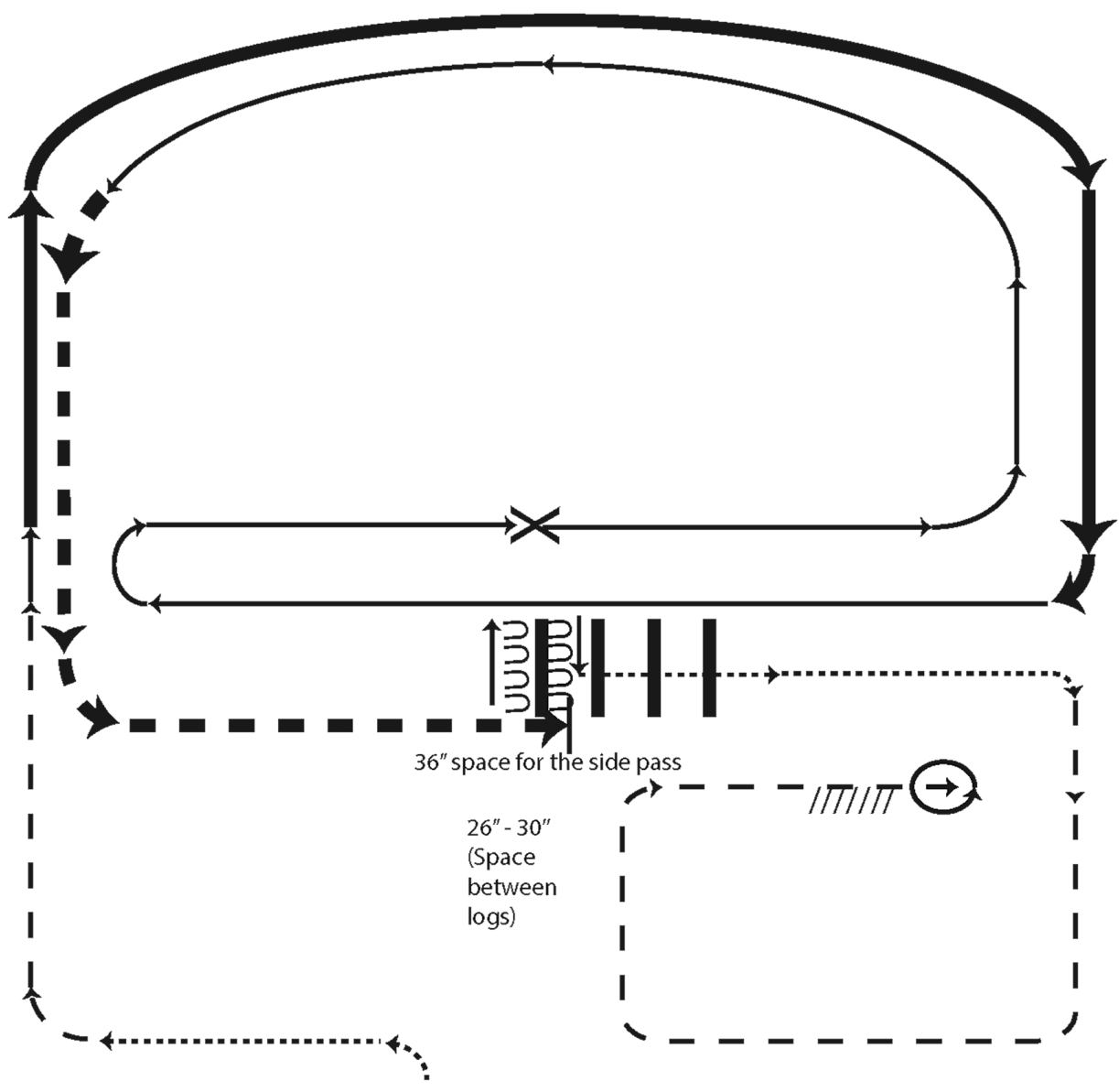
# Youth Championship WCR 2022

## Ranch Riding (Youth round number 2)

Show Date: 17-18 September 2022

www.HorseShowPatterns.com

www.HorseShowPatterns.com



1. Walk
2. Trot
3. Extended lope-right lead
4. Lope-right lead
5. Change leads (simple or flying)
6. Lope left lead
7. Extended trot
8. Stop, side pass left, side pass right, 1/2 way
9. Walk over logs
10. Walk
11. Trot square
12. Stop, 360° turn left, back

- X Lead Change
- • Walk
- - - Trot
- — — Ext Trot
- ▬▬▬ Lope
- ▬▬▬ Ext Lope
- /////// Back

[RR/AQHA-4]

Pattern Provided by:  
*Judges*

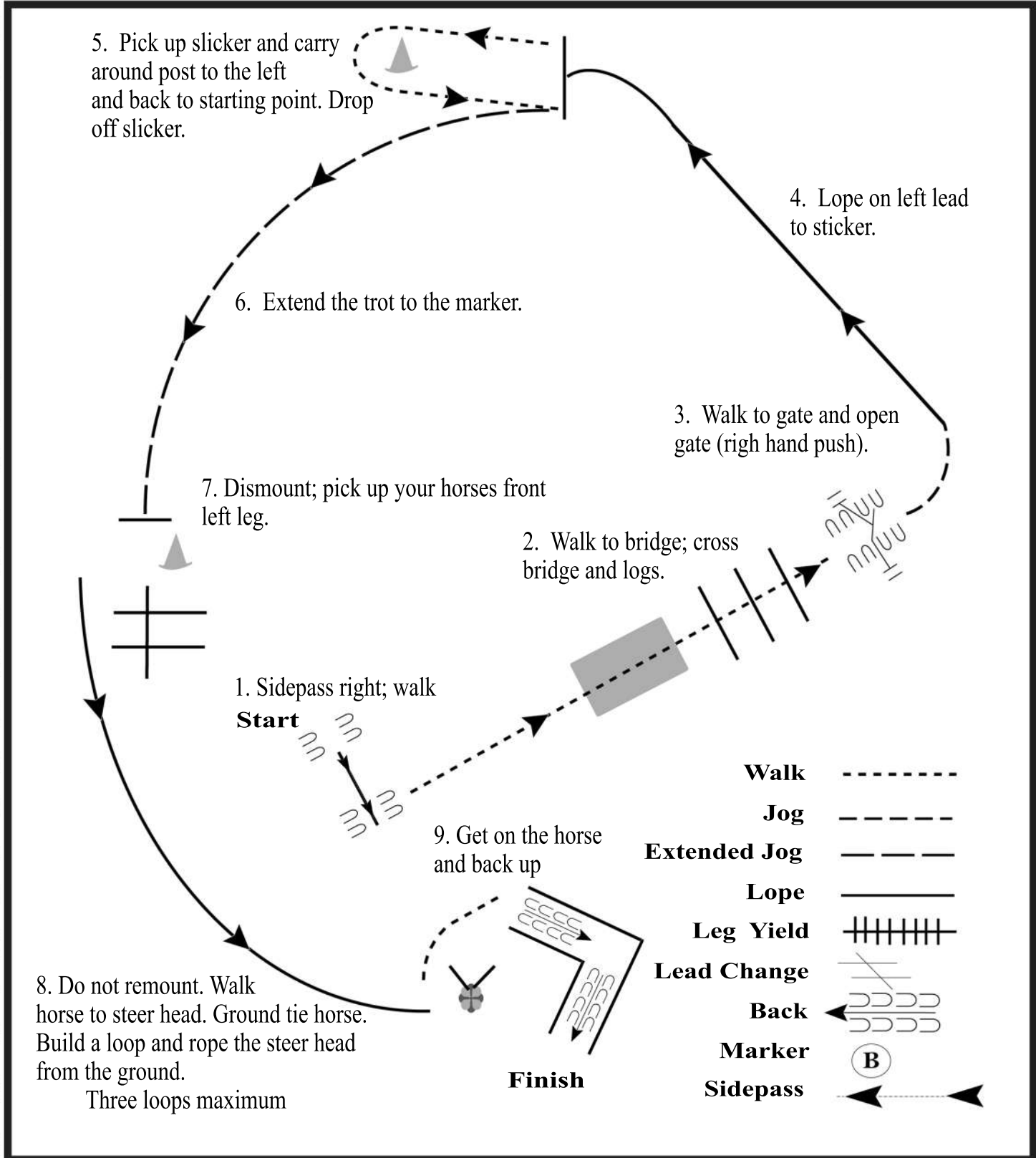
# Youth Championship WCR 2022

## Ranch Trail (Youth round number 1)

Show Date: 17-18 September 2022

www.HorseShowPatterns.com

www.HorseShowPatterns.com



[RT/3]

Pattern Provided by:

*Judges*

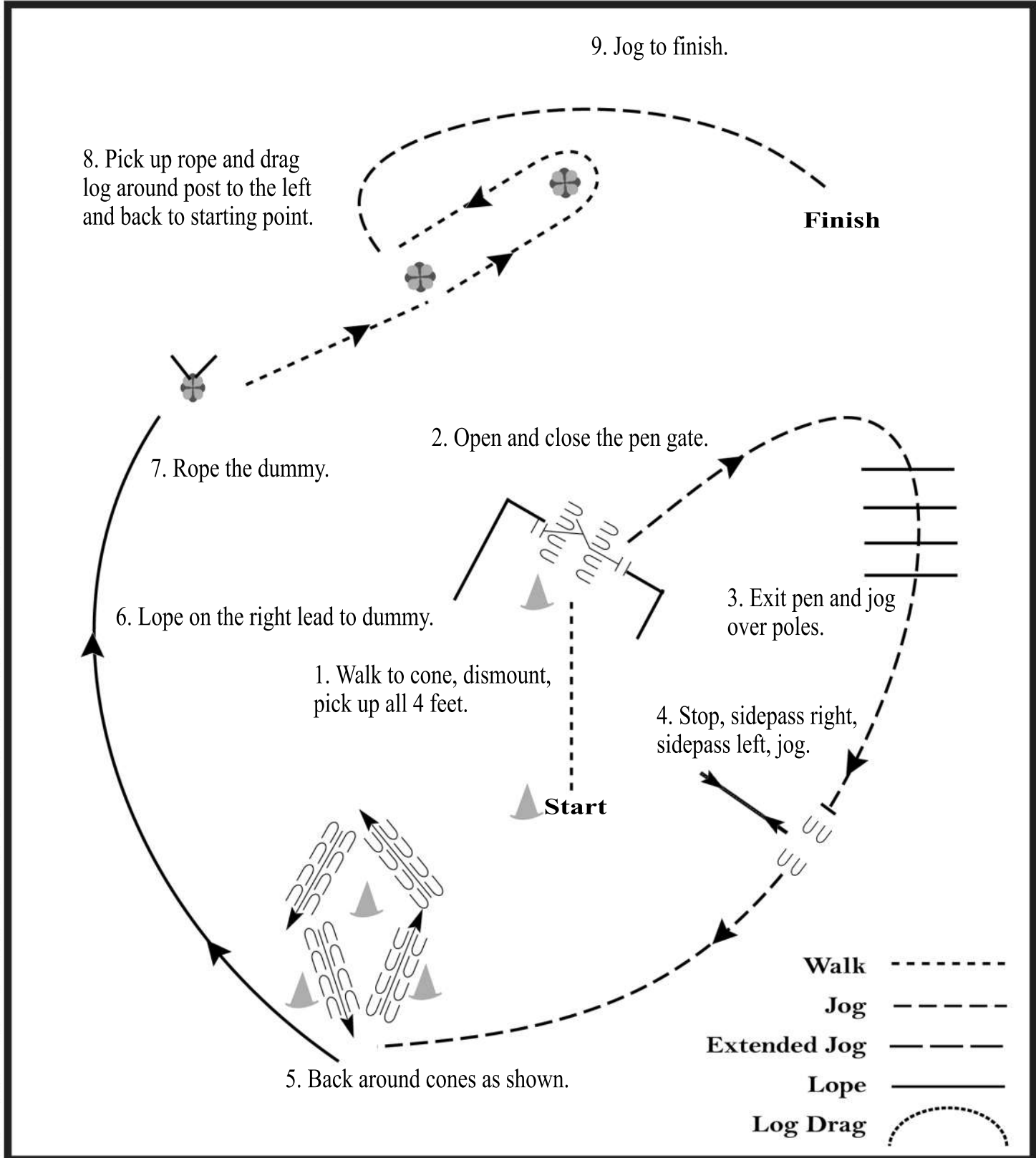
# Youth Championship WCR 2022

## Ranch Trail (Youth round number 2)

Show Date: 17-18 September 2022

www.HorseShowPatterns.com

www.HorseShowPatterns.com



[RT/2]

Pattern Provided by:

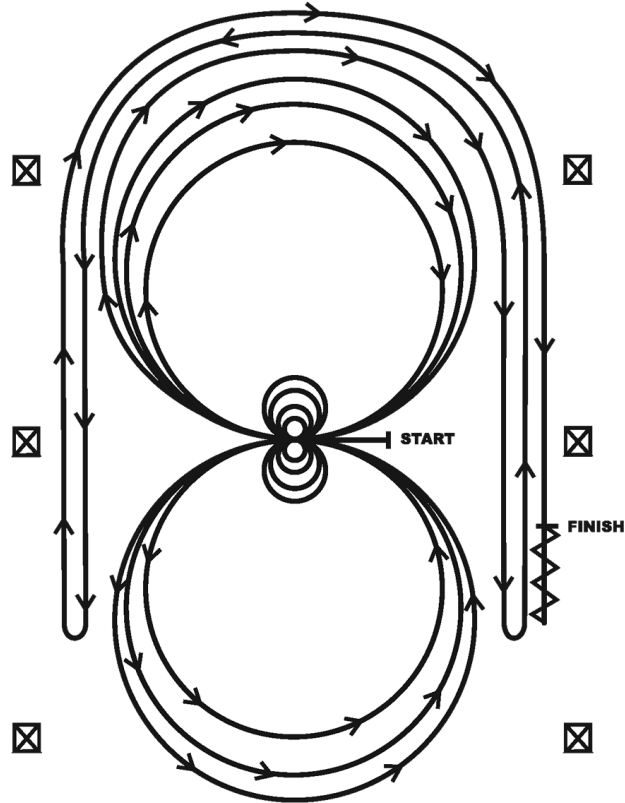
*Judges*

# Youth Championship WCR 2022

## Reining (Youth round number 1)

Show Date: 17-18 September 2022

### REINING PATTERN 8



Horses may walk or jog to the center of arena. Horses must walk or stop prior to starting pattern. Beginning at the center of arena facing the left wall or fence.

1. Complete four spins to the left. Hesitate.
2. Complete four spins to the right. Hesitate.
3. Beginning on the right lead, complete three circles to the right: the first circle large and fast; the second circle small and slow; the third circle large and fast. Change leads at the center of the arena.
4. Complete three circles to the left: the first circle large and fast; the second circle small and slow; the third circle large and fast. Change leads at the center of the arena.
5. Begin a large circle to the right but do not close this circle. Run straight down the right side of the arena past the center marker and do a left rollback at least twenty feet (six meters) from the wall or fence—no hesitation.
6. Continue back around the previous circle but do not close this circle. Run down the left side of the arena past the center marker and do a right rollback at least twenty feet (six meters) from the wall or fence—no hesitation.
7. Continue back around the previous circle but do not close this circle. Run down the right side of the arena past the center marker and do a sliding stop at least twenty feet (six meters) from the wall or fence. Back up at least ten feet (three meters). Hesitate to demonstrate completion of the pattern.

[R/AQHAP-8]

Pattern Provided by:

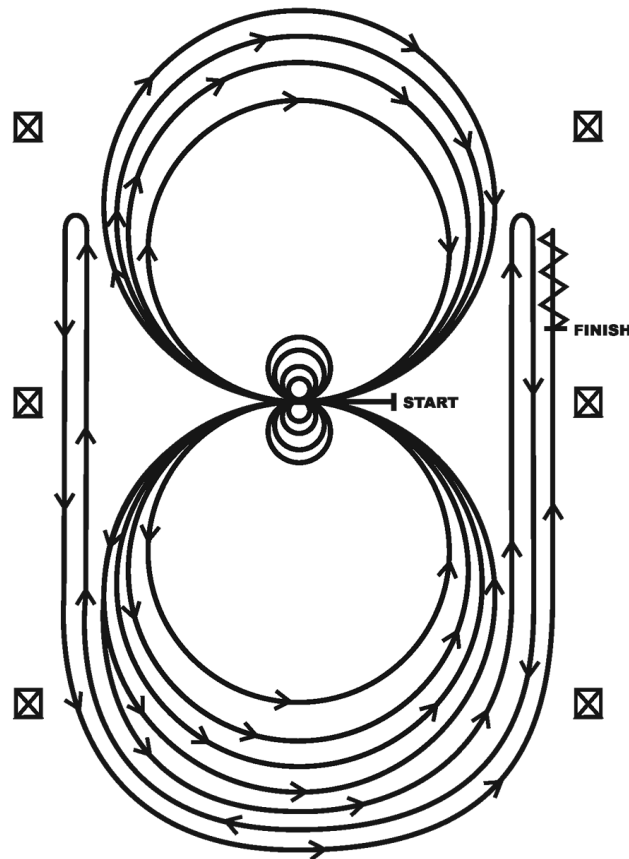
*Judges*

# Youth Championship WCR 2022

## Reining (Youth round number 2)

Show Date: 17-18 September 2022

### REINING PATTERN 5



Horses may walk or jog to the center of arena. Horses must walk or stop prior to starting pattern. Beginning at the center of the arena facing the left wall or fence.

1. Beginning on the left lead, complete three circles to the left: the first two circles large and fast; the third circle small and slow. Stop at the center of the arena. Hesitate.
2. Complete four spins to the left. Hesitate.
3. Beginning on the right lead, complete three circles to the right: the first two circles large and fast; the third circle small and slow. Stop at the center of the arena. Hesitate.
4. Complete four spins to the right. Hesitate.
5. Beginning on the left lead, run a large fast circle to the left, change leads at the center of the arena, run a large fast circle to the right, and change leads at the center of the arena. (Figure 8)
6. Continue around previous circle to the left but do not close this circle. Run up the right side of the arena past the center marker and do a right rollback at least twenty feet (six meters) from the wall or fence—no hesitation.
7. Continue around previous circle but do not close this circle. Run up the left side of the arena past the center marker and do a left rollback at least twenty feet (six meters) from the wall or fence—no hesitation.
8. Continue back around previous circle but do not close this circle. Run up the right side of the arena past the center marker and do a sliding stop at least twenty feet (six meters) from the wall or fence. Back up at least ten feet (three meters). Hesitate to demonstrate completion of the pattern.

[R/AQHAP-5]

Pattern Provided by:

*Judges*

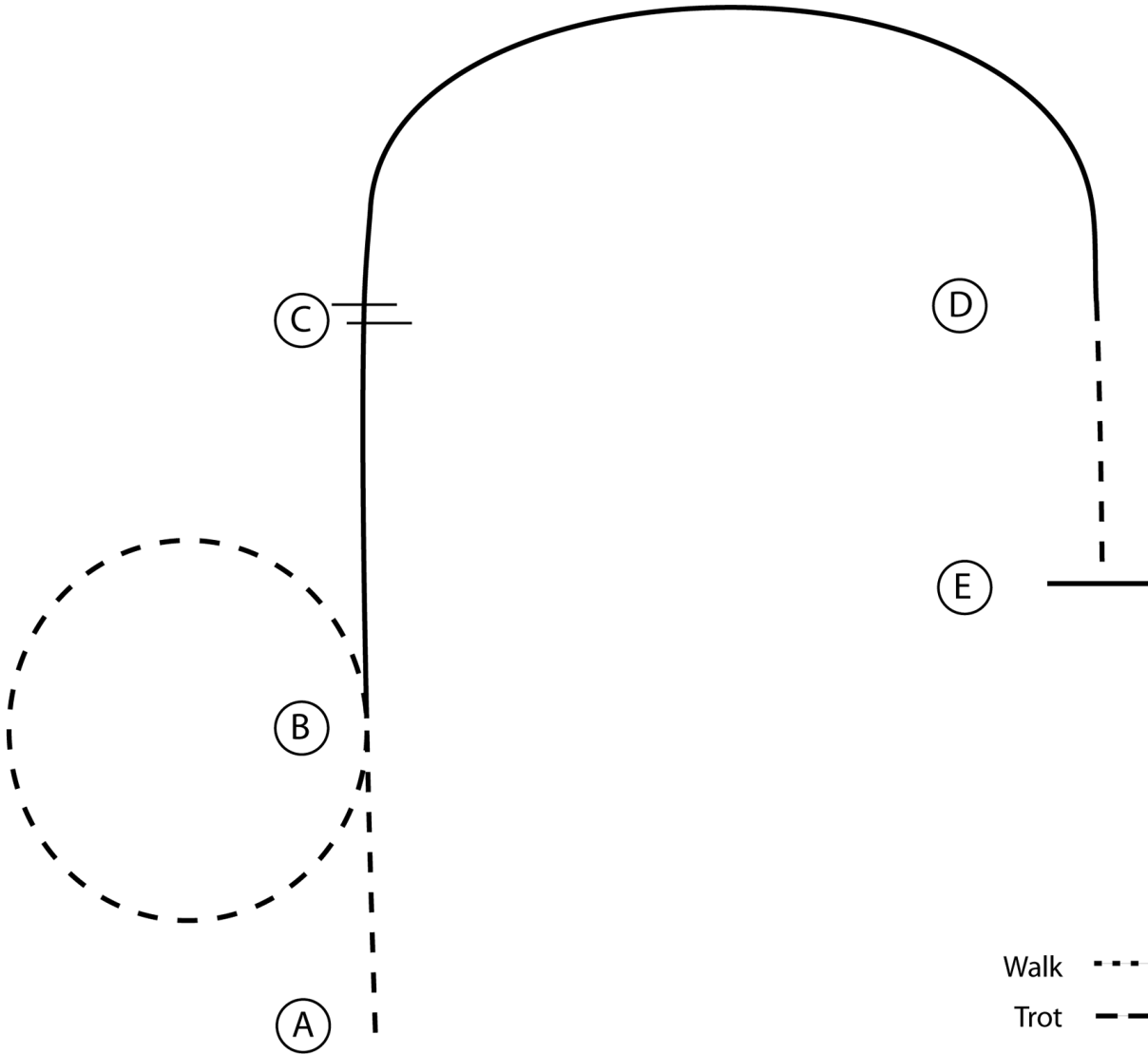
# Youth Championship WCR 2022

## Hunt Seat Equitation (Youth round number 1)

Show Date: 17-18 September 2022

w w w . H o r s e S h o w P a t t e r n s . c o m

w w w . H o r s e S h o w P a t t e r n s . c o m



1. Sitting trot A to B
2. At B posting trot a circle to the left on the right diagonal
3. At B canter on the right lead to C
4. At C perform a lead change and continue around to D
5. At D posting trot to E on the left diagonal

Walk	.....
Trot	-----
Extended Trot	-----
Canter	—————
Leg Yield	
Lead Change	↘
Back	←←←←←
Marker	⊙ (B)
Sidepass	←←←←←

[HSE/2-18]

Pattern Provided by:

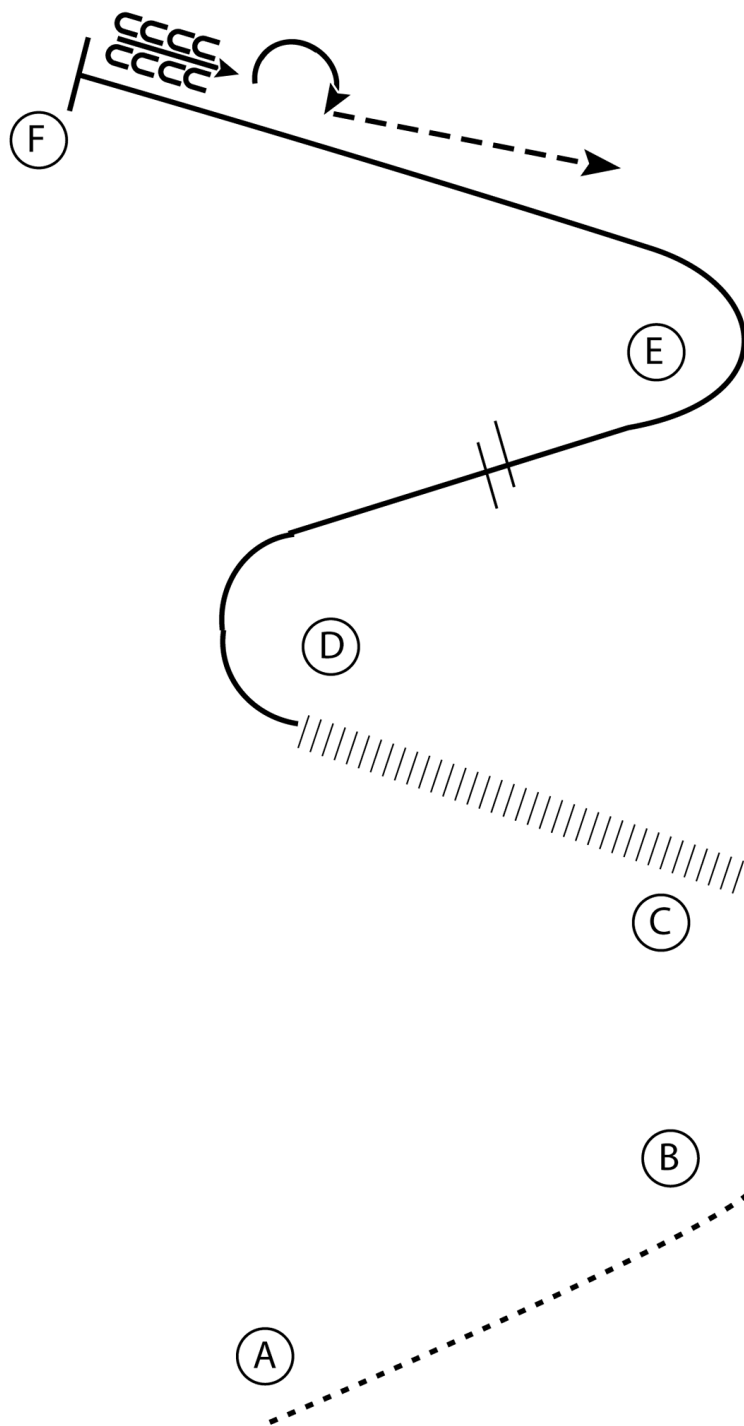
*Judges*



# Youth Championship WCR 2022

## Hunt Seat Equitation (Youth round number 2)

Show Date: 17-18 September 2022



1. Walk A to B
2. Sitting trot B to C
3. Leg yield C to D
4. At D canter on the right lead towards E
5. When halfway to E perform a lead change and continue at the canter around E to F
6. At F stop and back 4 steps
7. Perform a 180 degree turn to the right on the forehand
8. Posting trot on the left diagonal to exit

Walk	.....
Trot	-----
Extended Trot	-----
Canter	—————
Leg Yield	
Lead Change	—/—
Back	← C C C C
Marker	⊖
Sidepass	←-----←

[HSE/3-13]

Pattern Provided by:

*Judges*

www.HorseShowPatterns.com

www.HorseShowPatterns.com