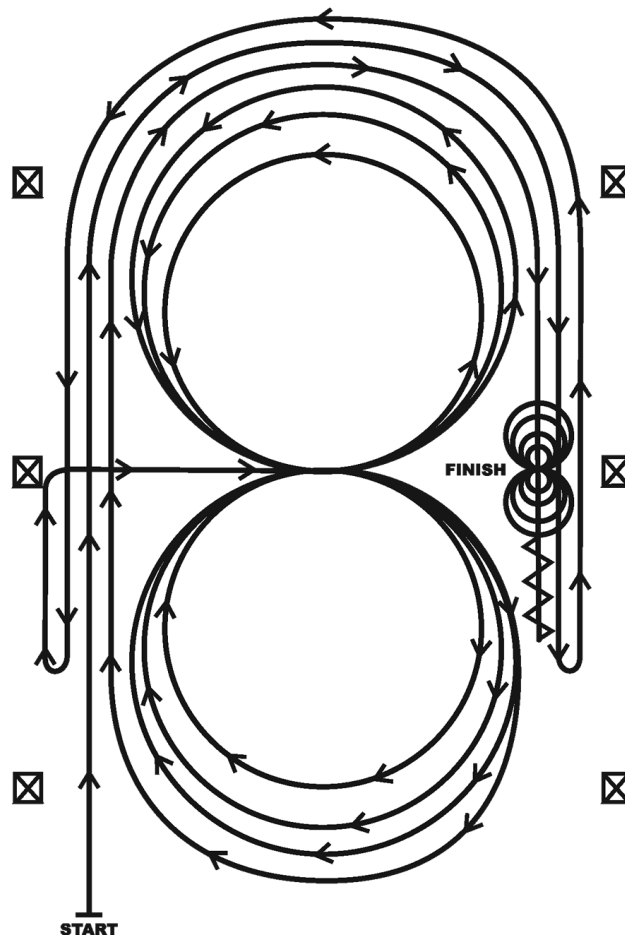


Western Riding Club Championship 2021

Reining (Open Junior - 1. kolo)

Sobota 25.9.2021

REINING PATTERN 3



1. Beginning, lope straight up the left side of the arena, circle the top end of the arena, and staying at least twenty feet (six meters) from the walls or fence, run straight down the opposite or right side of the arena past the center marker and do a left rollback—no hesitation.
2. Continue straight up the right side of the arena circle back around the top of the arena, and staying at least twenty feet (six meters) from the walls or fence, run straight down the left side of the arena past the center marker and do a right rollback—no hesitation.
3. Continue up the left side of the arena to the center marker. At the center marker, the horse should be on the right lead. Guide the horse to the center of the arena on the right lead and complete three circles to the right: the first two circles large and fast; the third circle small and slow. Change leads at the center of the arena.
4. Complete three circles to the left: the first two circles large and fast; the third circle small and slow. Change leads in the center of the arena.
5. Begin a large circle to the right but do not close this circle. Continue up the left side of the arena, circle the top of the arena, and staying at least twenty feet (six meters) from the walls or fence, run straight down the opposite or right side of the arena past the center marker and do a sliding stop. Back up at least ten feet (three meters). Hesitate.
6. Complete four spins to the right. Hesitate.
7. Complete four spins to the left. Hesitate to demonstrate completion of the pattern.

[R/AQHAP-3]

Pattern Provided by:

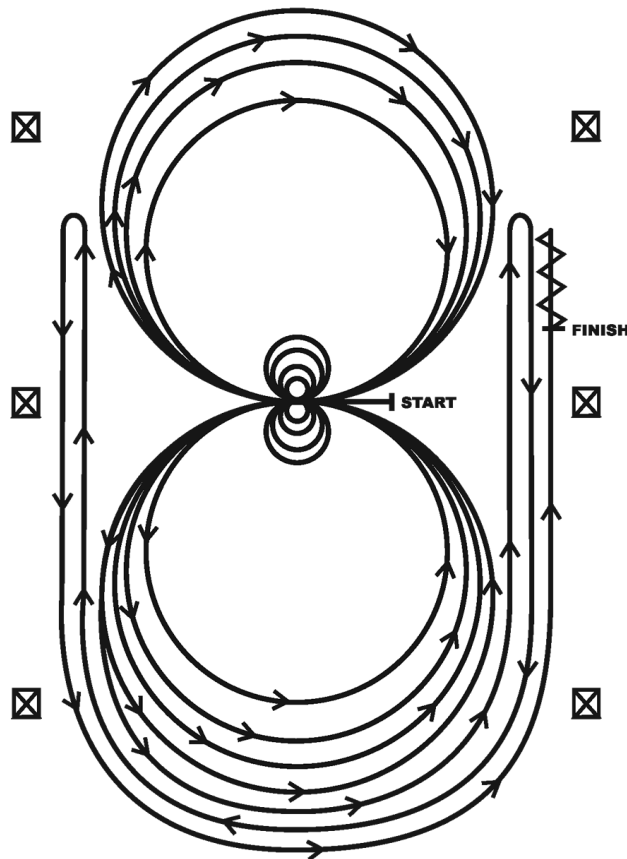
Cedric Leroux

Western Riding Club Championship 2021

Reining (Open Junior - 2. kolo)

Neděle 26.9.2021

REINING PATTERN 5



Horses may walk or jog to the center of arena. Horses must walk or stop prior to starting pattern. Beginning at the center of the arena facing the left wall or fence.

1. Beginning on the left lead, complete three circles to the left: the first two circles large and fast; the third circle small and slow. Stop at the center of the arena. Hesitate.
2. Complete four spins to the left. Hesitate.
3. Beginning on the right lead, complete three circles to the right: the first two circles large and fast; the third circle small and slow. Stop at the center of the arena. Hesitate.
4. Complete four spins to the right. Hesitate.
5. Beginning on the left lead, run a large fast circle to the left, change leads at the center of the arena, run a large fast circle to the right, and change leads at the center of the arena. (Figure 8)
6. Continue around previous circle to the left but do not close this circle. Run up the right side of the arena past the center marker and do a right rollback at least twenty feet (six meters) from the wall or fence—no hesitation.
7. Continue around previous circle but do not close this circle. Run up the left side of the arena past the center marker and do a left rollback at least twenty feet (six meters) from the wall or fence—no hesitation.
8. Continue back around previous circle but do not close this circle. Run up the right side of the arena past the center marker and do a sliding stop at least twenty feet (six meters) from the wall or fence. Back up at least ten feet (three meters). Hesitate to demonstrate completion of the pattern.

[R/AQHAP-5]

Pattern Provided by:

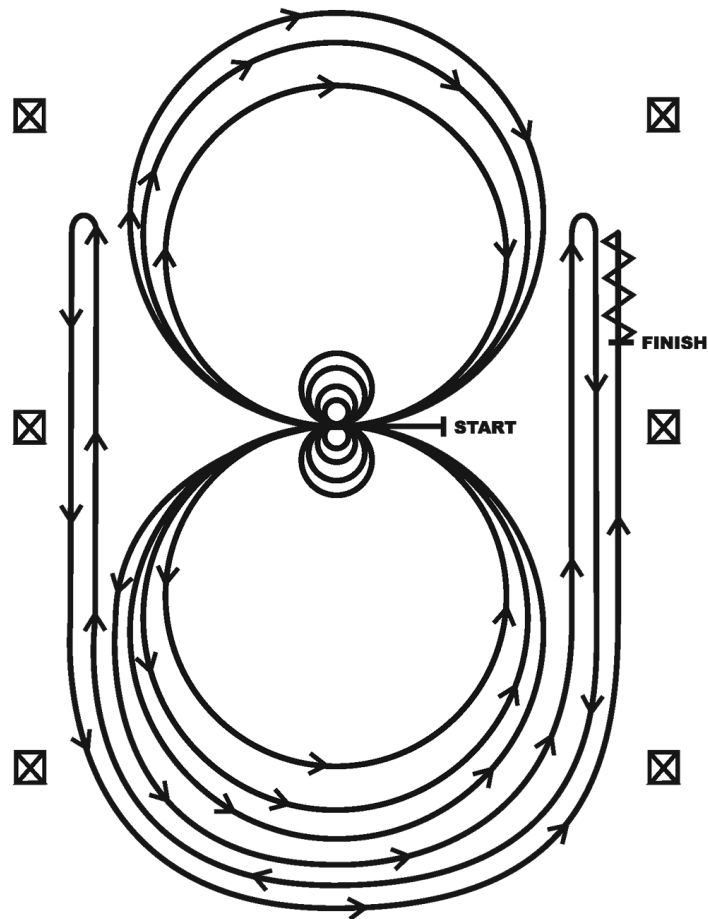
Cedric Leroux

Western Riding Club Championship 2021

Reining (Amateur & Open - 1. kolo)

Sobota 25.9.2021

REINING PATTERN 6



Horses may walk or jog to the center of arena. Horses must walk or stop prior to starting pattern. Beginning at the center of the arena facing the left wall or fence.

1. Complete four spins to the right. Hesitate.
2. Complete four spins to the left. Hesitate.
3. Beginning on the left lead, complete three circles to the left: the first two circles large and fast; the third circle small and slow. Change leads at the center of the arena.
4. Complete three circles to the right: the first two circles large and fast; the third circle small and slow. Change leads at the center of the arena.
5. Begin a large circle to the left but do not close this circle. Run up the right side of the arena past the center marker and do a right rollback at least twenty feet (six meters) from the wall or fence—no hesitation.
6. Continue back around previous circle but do not close this circle. Run up the left side of the arena past the center marker and do a left rollback at least twenty feet (six meters) from the wall or fence—no hesitation.
7. Continue back around previous circle but do not close this circle. Run up the right side of the arena past the center marker and do a sliding stop at least twenty feet (six meters) from the wall or fence. Back up at least ten feet (three meters). Hesitate to demonstrate the completion of the pattern.

[R/AQHAP-6]

Pattern Provided by:

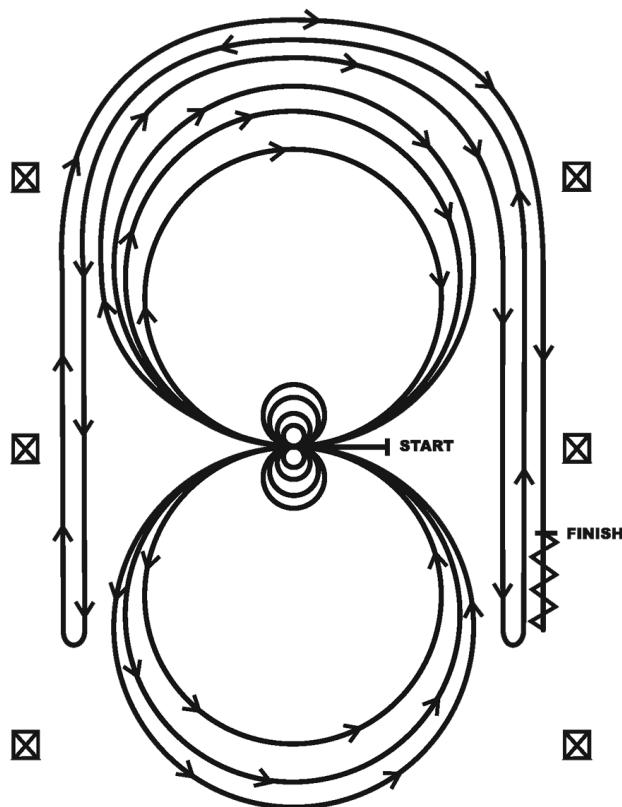
Cedric Leroux

Western Riding Club Championship 2021

Reining (Amateur & Open Senior - 2. kolo)

Neděle 26.9.2021

REINING PATTERN 8



Horses may walk or jog to the center of arena. Horses must walk or stop prior to starting pattern. Beginning at the center of arena facing the left wall or fence.

1. Complete four spins to the left. Hesitate.
2. Complete four spins to the right. Hesitate.
3. Beginning on the right lead, complete three circles to the right: the first circle large and fast; the second circle small and slow; the third circle large and fast. Change leads at the center of the arena.
4. Complete three circles to the left: the first circle large and fast; the second circle small and slow; the third circle large and fast. Change leads at the center of the arena.
5. Begin a large circle to the right but do not close this circle. Run straight down the right side of the arena past the center marker and do a left rollback at least twenty feet (six meters) from the wall or fence—no hesitation.
6. Continue back around the previous circle but do not close this circle. Run down the left side of the arena past the center marker and do a right rollback at least twenty feet (six meters) from the wall or fence—no hesitation.
7. Continue back around the previous circle but do not close this circle. Run down the right side of the arena past the center marker and do a sliding stop at least twenty feet (six meters) from the wall or fence. Back up at least ten feet (three meters). Hesitate to demonstrate completion of the pattern.

[R/AQHAP-8]

Pattern Provided by:

Cedric Leroux

Western Riding Club Championship 2021

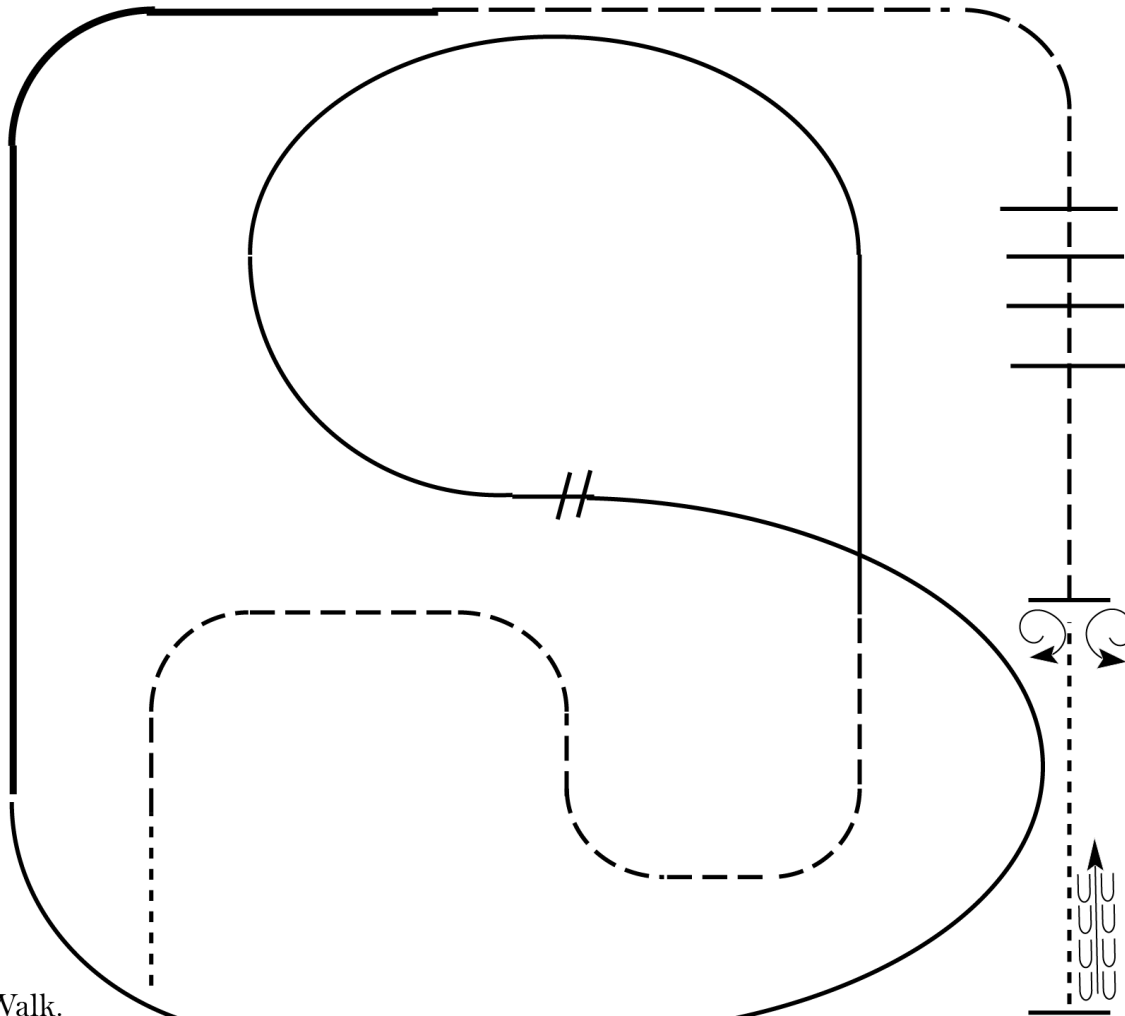
WRC #3

Ranch Riding (Open A - 1. kolo)

Pátek 24.9.2021

www.HorseShowPatterns.com

www.HorseShowPatterns.com



1. Walk.
2. Trot serpentine
3. Lope left lead around end of arena and then diagonally across arena.
4. Change leads (simple or flying) and
5. Lope on the right lead around end of the arena.
6. Extend lope on the straight away around corner to center of arena.
7. Extend trot around corner of arena
8. Collect to a trot
9. Trot over poles
10. Stop do a 360 turn each direction (either direction 1st)
11. Walk, stop and back.

Walk	-----
Jog	- - - - -
Extended Jog	-----
Lope	
Lead Change	//
Back	←
Marker	(B)

[RR/4]

Pattern Provided by:
Cedric Leroux

Western Riding Club Championship 2021

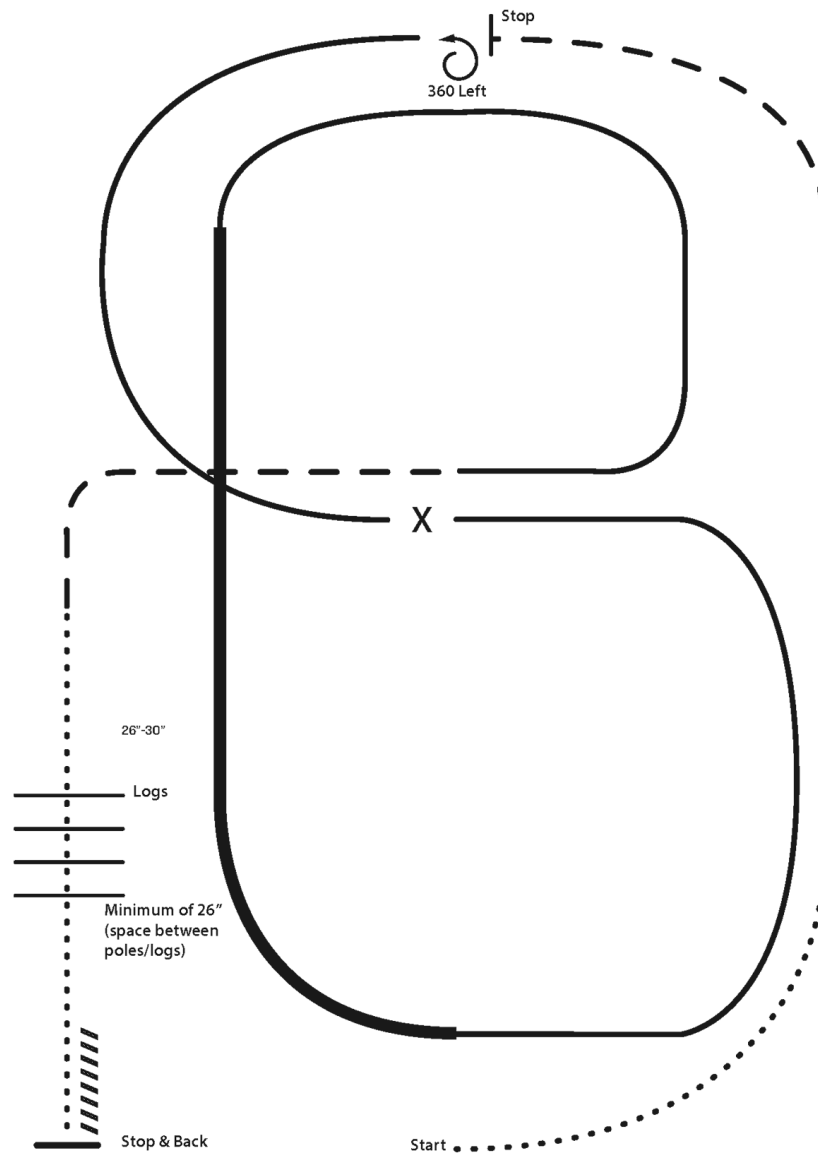
WRC #1

Ranch Riding (Open B - 2. kolo)

Sobota 25.9.2021

www.HorseShowPatterns.com

www.HorseShowPatterns.com



- X Lead Change
- Walk
- - - Trot
- - - Ext Trot
- — — Lope
- — — Ext Lope
- ////// Back

1. Walk
2. Trot
3. Extend the trot, at the top of the arena ,stop
4. 360 degree turn to the left
5. Left lead 1/2 circle, lope to the center
6. Change leads (simple or flying)
7. Right lead 1/2 circle
8. Extended lope up the long side of the arena (right lead)
9. Collect back to a lope around the top of the arena and back to center
10. Break down to an extended trot
11. Walk over logs
12. Stop and back

[RR/AQHA-1]

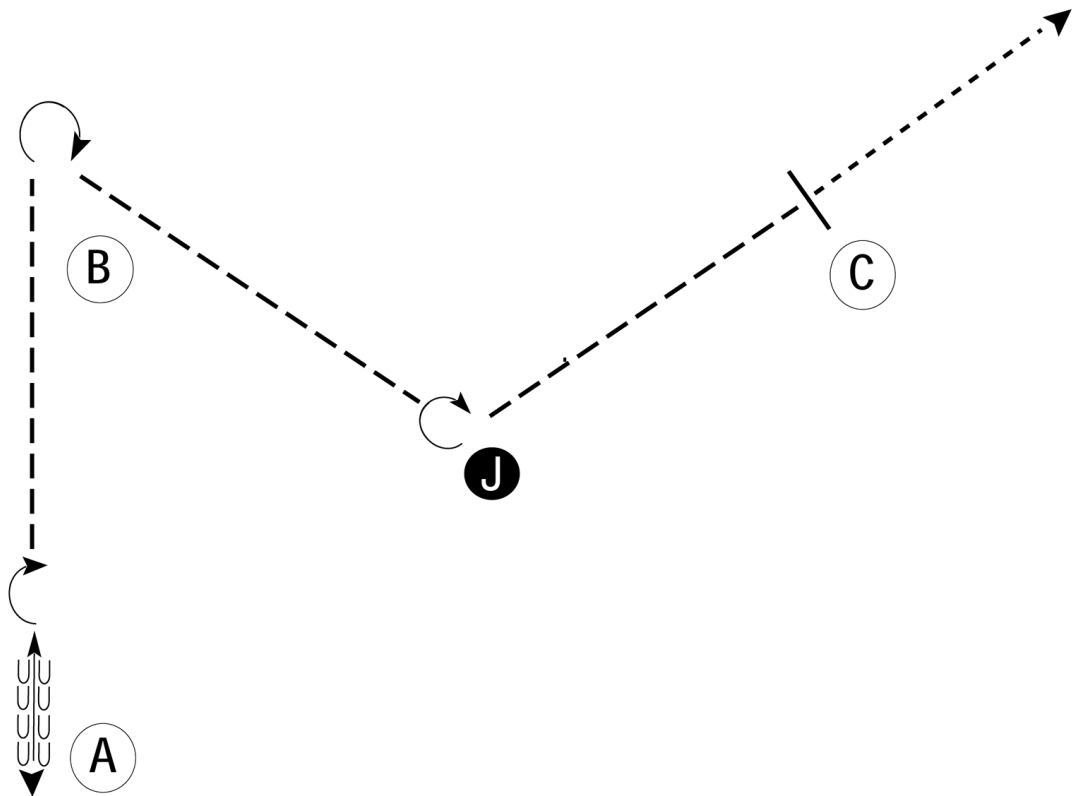
Pattern Provided by:

Cedric Leroux

Western Riding Club Championship 2021

Showmanship (Amateur & Open A - rozjížd'ka)

Pátek 24.9.2021



Be ready at A facing away from B.

1. Back one horse length from A.
2. Turn 180 degrees and trot past B.
3. Stop past B, turn 135 degrees and trot to judge.
4. Stop and set up for inspection.
5. When dismissed, do a 3/4 turn and trot to C.
6. Stop at C. When dismissed, walk straight away from C to exit.

Buďte připraveni v bodě A k couvání - zádí koně do úlohy.

1. Zacouvat 1 koňskou délku.
2. Obrat o 180° a klusem minout B.
3. Zastavit za B, obrat 135° a klus směrem k rozhodčímu.
4. Zastavit, připravit k inspekci.
5. Po ukončení inspekce provést 3/4 obrat a klusem k C.
6. Zastavit u C a poté krokem odejít.

Walk	-----
Trot	- - - - -
Back	← ⊞ ⊞ ⊞ ⊞ ⊞ ⊞
Marker	⊞
Judge	⊚

[S/2-24]

Pattern Provided by:

Cedric Leroux

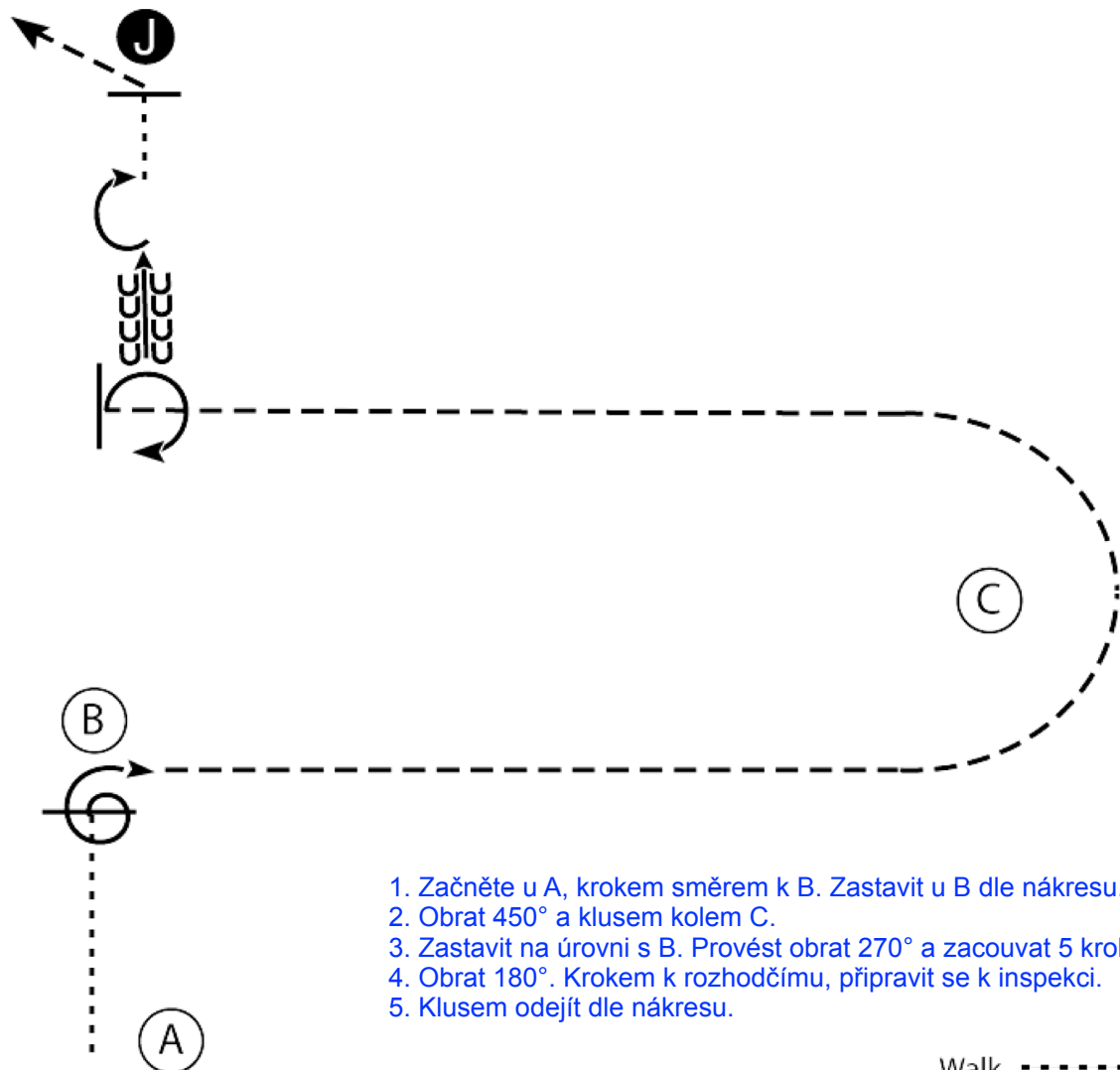
Western Riding Club Championship 2021

Showmanship (Amateur & Open B - finále)

Neděle 26.9.2021

w w w . H o r s e S h o w P a t t e r n s . c o m

w w w . H o r s e S h o w P a t t e r n s . c o m



1. Začňte u A, krokem směrem k B. Zastavit u B dle nákresu.
2. Obrat 450° a klusem kolem C.
3. Zastavit na úrovni s B. Provést obrat 270° a zacouvat 5 kroků.
4. Obrat 180°. Krokem k rozhodčímu, připravit se k inspekci.
5. Klusem odejít dle nákresu.

1. Walk from A to B. At B stop.
2. Perform a 450 degree turn and trot around C.
3. Stop when even with B. Perform a 270 degree turn and back 5 steps.
4. Perform a 180 degree turn. Walk to the Judge and set up for inspection.
5. When dismissed trot to the line-up.

Walk
Trot - - - - -
Back ← SSSSS
Marker (B)
Judge (J)

[S/3-4]

Pattern Provided by:
Cedric Leroux

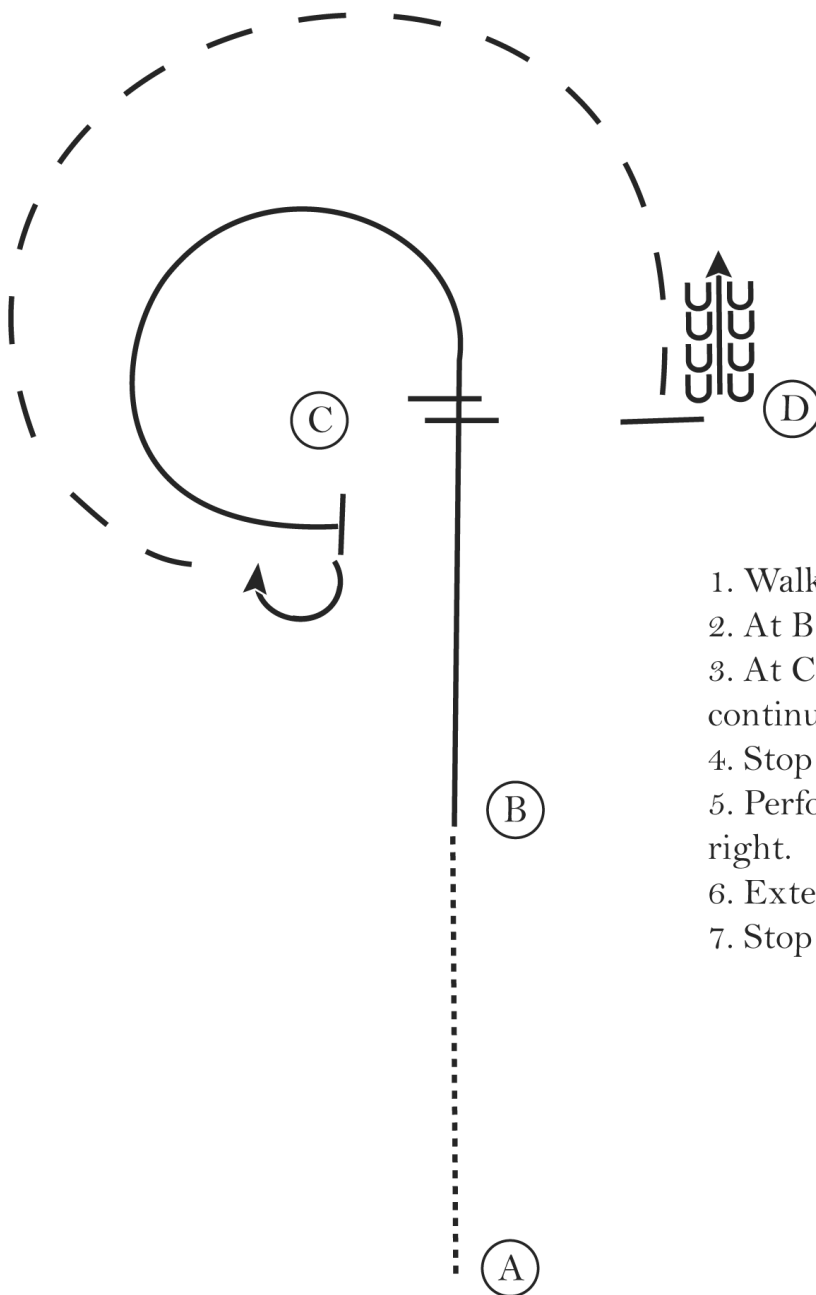
Western Riding Club Championship 2021

Western Horsemanship (Amateur & Open A- rozjížd'ka)

Sobota 25.9.2021

w w w . H o r s e S h o w P a t t e r n s . c o m

w w w . H o r s e S h o w P a t t e r n s . c o m



1. Krokem z bodu A do B.
2. V B pravý cval k C.
3. Na úrovni C přeskok a pokračovat levým cvalem kolem C.
4. Zastavit u C dle nákresu.
5. Obrát doprava o 180°.
6. Prodloužený klus kolem C dle nákresu.
7. Zastavit na úrovni s D a zacouvat 4 kroky.

1. Walk A to B.
2. At B lope on the right lead to C.
3. At C perform a lead change and continue on the left lead around C.
4. Stop at C.
5. Perform a 180 degree turn to the right.
6. Extend the jog around C.
7. Stop at D and back 4 steps.

Walk
Jog	-----
Extended Jog	-----
Lope	—————
Leg Yield	
Lead Change	↘
Back	←←←←←
Marker	⊙ (B)
Sidepass	←←←←←

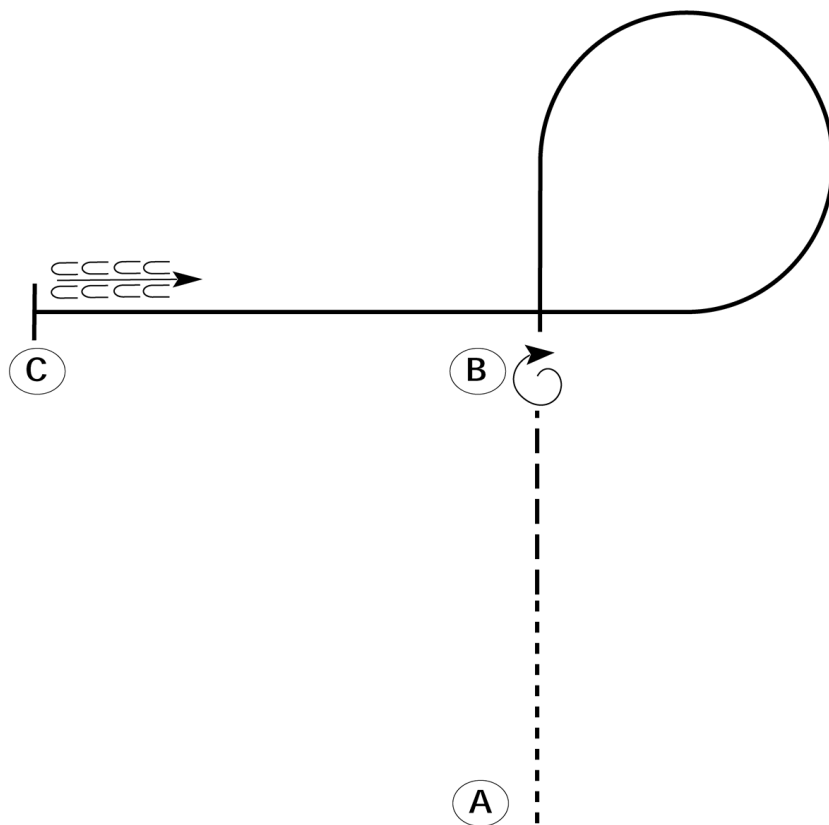
[WH/2-1]

Pattern Provided by:
Cedric Leroux

Western Riding Club Championship 2021

Western Horsemanship (Amateur & Open B - finále)

Neděle 26.9.2021



Be ready at A.

1. Walk from A 1/2 way to B.
2. Jog the rest of the way to B.
3. Stop at B and turn 360 degrees to the right.
4. Lope a circle to the right with speed.
5. Slow to a lope at B and continue to C.
6. Stop at C and back one horse length.

Budte připraveni v bodě A.

1. Krokem z A do 1/2 vzdálenosti k B.
2. Klusem do B.
3. Zastavit v B a provést obrát 360°doprava.
4. Cval s knihem na pravou nohu provést kruh dle nákresu.
5. V bodě B zpět do cvalu a pokračovat do C.
6. Zastavit v C a zacouvat 1 koňskou délkou.

Walk -----

Jog - - - - -

Extended Jog - - - - -

Lope _____

Leg Yield |||||

Lead Change

Back

Marker

Sidepass

[WH/3-25]

Pattern Provided by:

Cedric Leroux

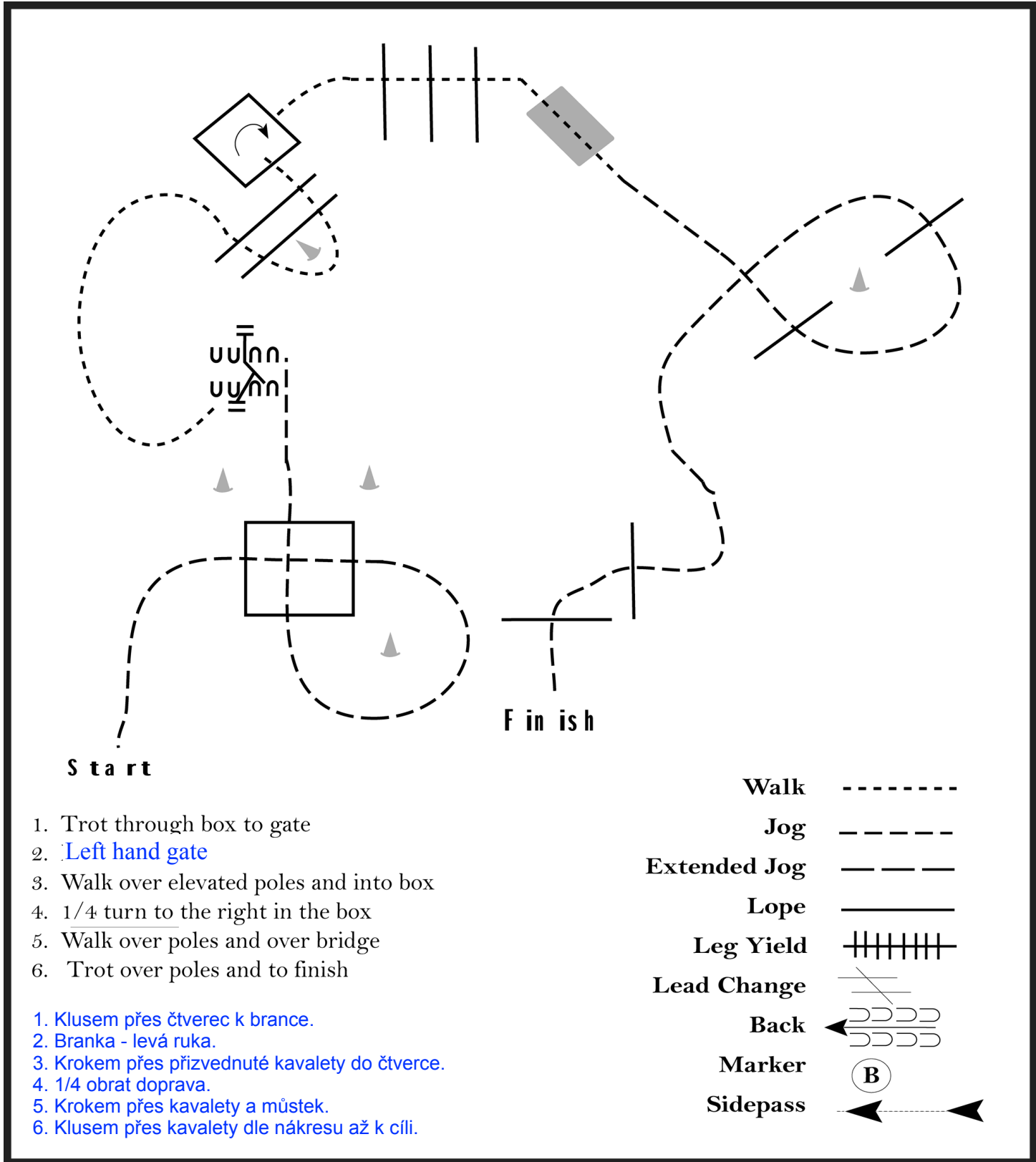
Western Riding Club Championship 2021

In Hand Trail (Amateur & Open A - 1. kolo)

Pátek 24.9.2021

www.HorseShowPatterns.com

www.HorseShowPatterns.com



Start

Finish

1. Trot through box to gate
2. Left hand gate
3. Walk over elevated poles and into box
4. 1/4 turn to the right in the box
5. Walk over poles and over bridge
6. Trot over poles and to finish

1. Klusem přes čtverec k brance.
2. Branka - levá ruka.
3. Krokem přes přizvednuté kavalety do čtverce.
4. 1/4 obrát doprava.
5. Krokem přes kavalety a můstek.
6. Klusem přes kavalety dle nákresu až k cíli.

Walk
Jog	-----
Extended Jog	- - - - -
Lope	—————
Leg Yield	
Lead Change	———/———
Back	← D D D D D D D D D D
Marker	ⓑ
Sidepass	←-----→

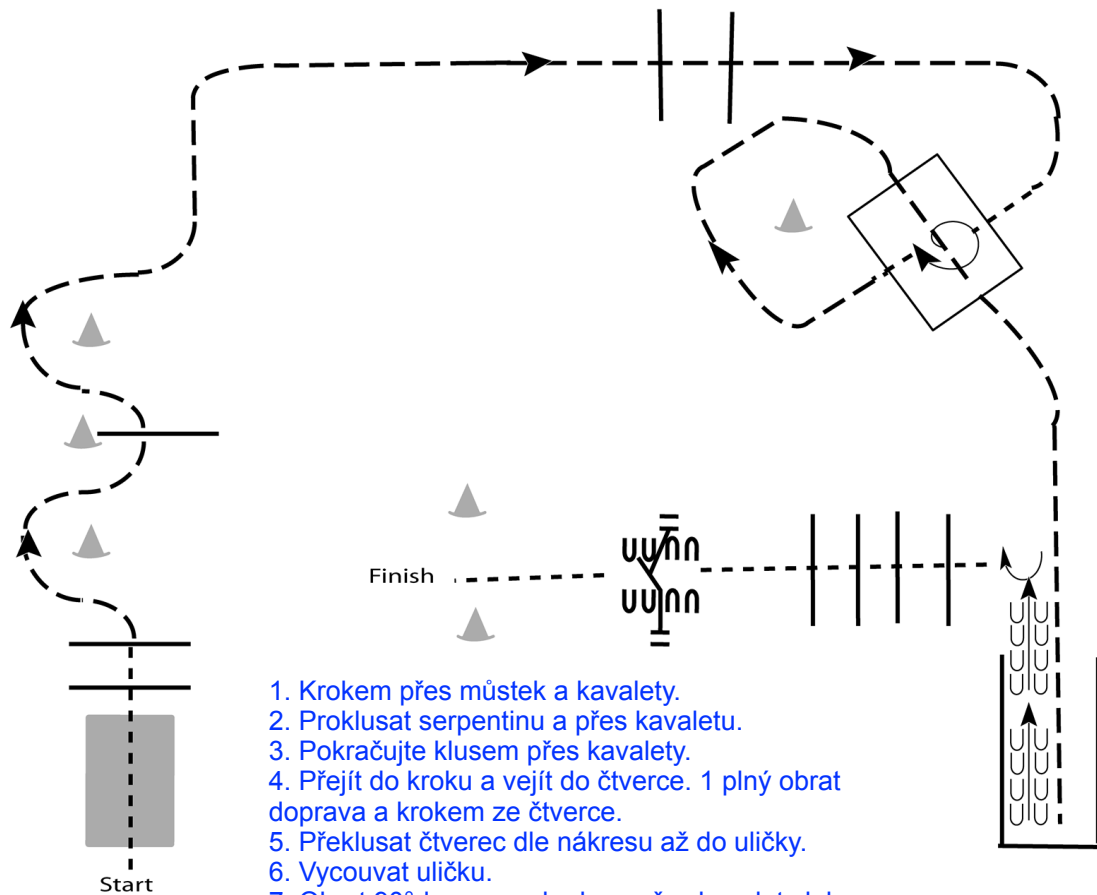
[T/1-5]

Pattern Provided by:
Cedric Leroux

Western Riding Club Championship 2021

In Hand Trail (Amateur & Open B - 2. kolo)

Sobota 25.9.2021



1. Krokem přes můstek a kavalety.
2. Proklusat serpentinu a přes kavaletu.
3. Pokračujte klusem přes kavalety.
4. Přejít do kroku a vejít do čtverce. 1 plný obrat doprava a krokem ze čtverce.
5. Překlusat čtverec dle nákresu až do uličky.
6. Vycouvat uličku.
7. Obrat 90°doprava a krokem přes kavalety k brance.
8. Projít brankou a krokem odejít.

1. Walk over bridge and over poles.
2. Jog through serpentine and over pole.
3. Continue to jog over poles.
4. Break to a walk and walk into box. Turn a full turn to the right and walk out of box.
5. Jog through box and into chute
6. Back out of chute
7. Turn 90 degrees and walk over poles to gate
8. Work gate and walk to finish

Walk	-----
Jog	-----
Extended Jog	-----
Lope	—————
Leg Yield	
Lead Change	—/—
Back	←←←←←
Marker	ⓑ
Sidepass	←-----→

[T/1-6]

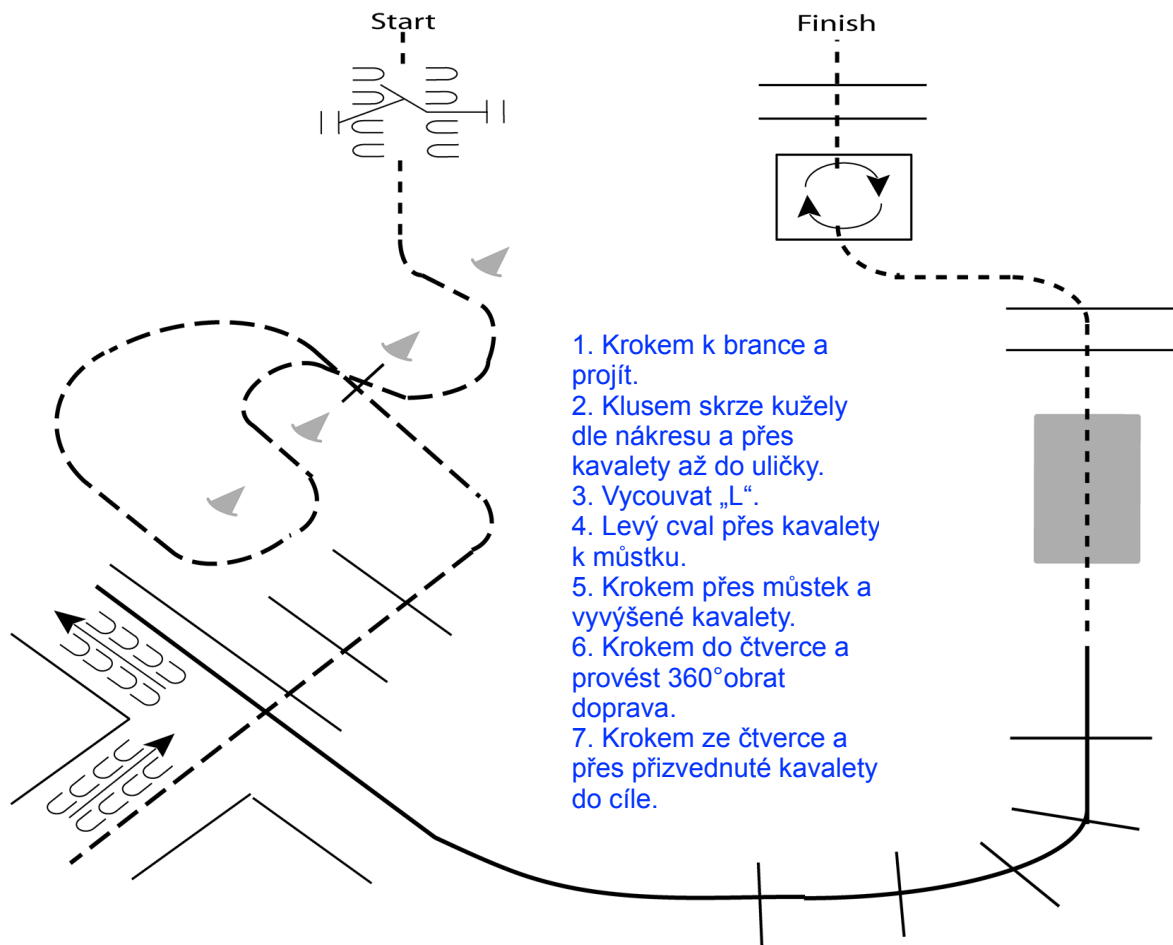
Pattern Provided by:

Cedric Leroux

Western Riding Club Championship 2021

Trail (Open Junior **B** - 2. kolo)

Neděle 26.9.2021



1. Krokem k brance a projít.
2. Klusem skrze kužely dle nákresu a přes kavalety až do uličky.
3. Vycouvat „L“.
4. Levý cval přes kavalety k můstku.
5. Krokem přes můstek a vyvýšené kavalety.
6. Krokem do čtverce a provést 360° obrát doprava.
7. Krokem ze čtverce a přes přizvednuté kavalety do cíle.

1. Walk to and work gate.
2. Jog through cones, over pole and into chute.
3. Back the L.
4. Lope on the left lead over poles to bridge.
5. Walk over bridge and elevated poles.
6. Walk into box and perform a 360 degree turn to the right.
7. Walk out of box and over elevated poles to finish.

Walk	-----
Jog	-----
Extended Jog	-----
Lope	-----
Leg Yield	
Lead Change	↖ ↗
Back	← ← ←
Marker	ⓑ
Sidepass	← →

[T/2-4]

Pattern Provided by:

Cedric Leroux

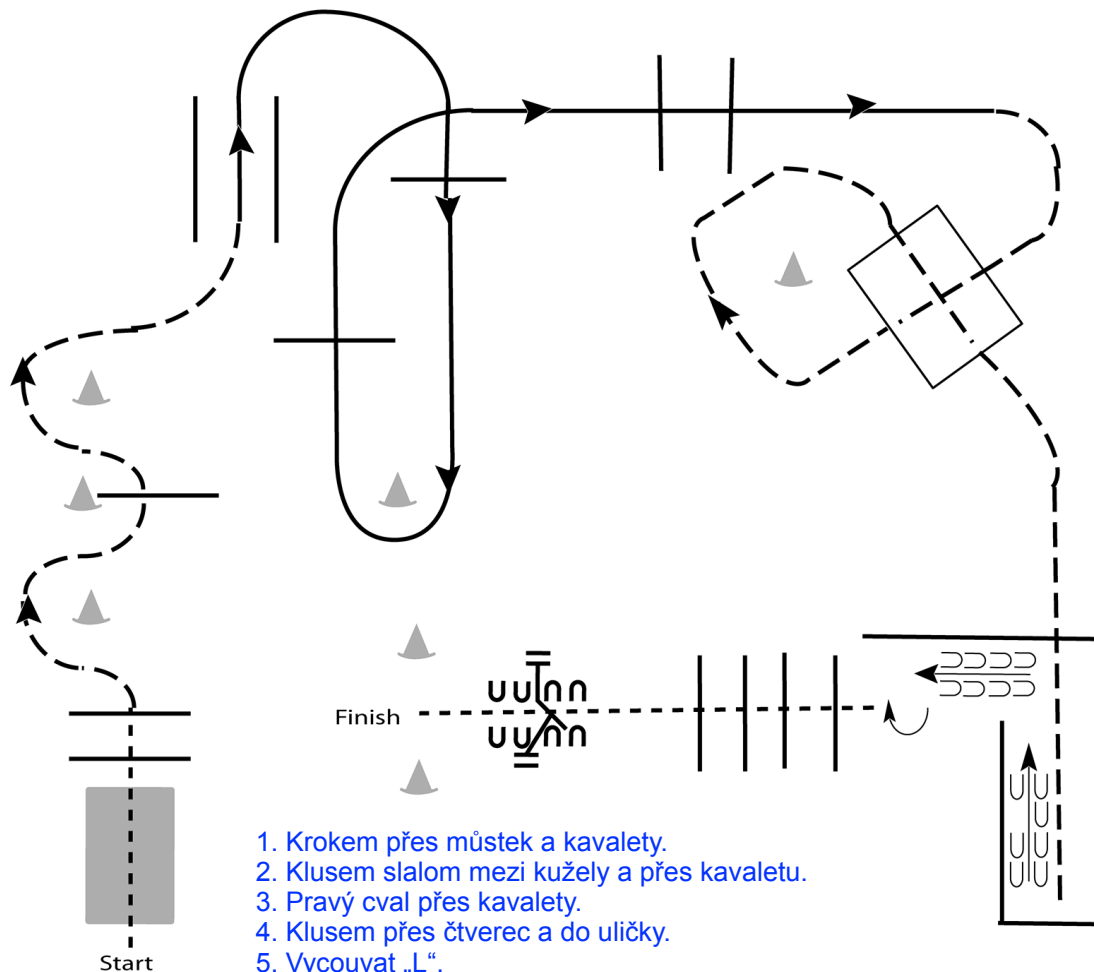
Western Riding Club Championship 2021

Trail (Open Junior A - 1. kolo)

Sobota 25.9.2021

www.HorseShowPatterns.com

www.HorseShowPatterns.com



1. Krokem přes můstek a kavalety.
2. Klusem slalom mezi kužely a přes kavaletu.
3. Pravý cval přes kavalety.
4. Klusem přes čtverec a do uličky.
5. Vycouvat „L“.
6. Libovolný obrát 180° a krokem přes vyvýšené kavalety.
7. Branka levá ruka.

Begin at Start.

1. Walk over bridge and over poles.
2. Jog through serpentine and over pole.
3. Lope on the right lead over poles.
4. Jog through box and into chute.
5. Back the L.
6. Turn 180 degrees and walk over elevated poles.
7. Work gate with left hand.

Walk	-----
Jog	-----
Extended Jog	-----
Lope	—————
Leg Yield	
Lead Change	—/—
Back	←←←← ←←←←
Marker	Ⓚ
Sidepass	←-----→

[T/2-7]

Pattern Provided by:

Cedric Leroux

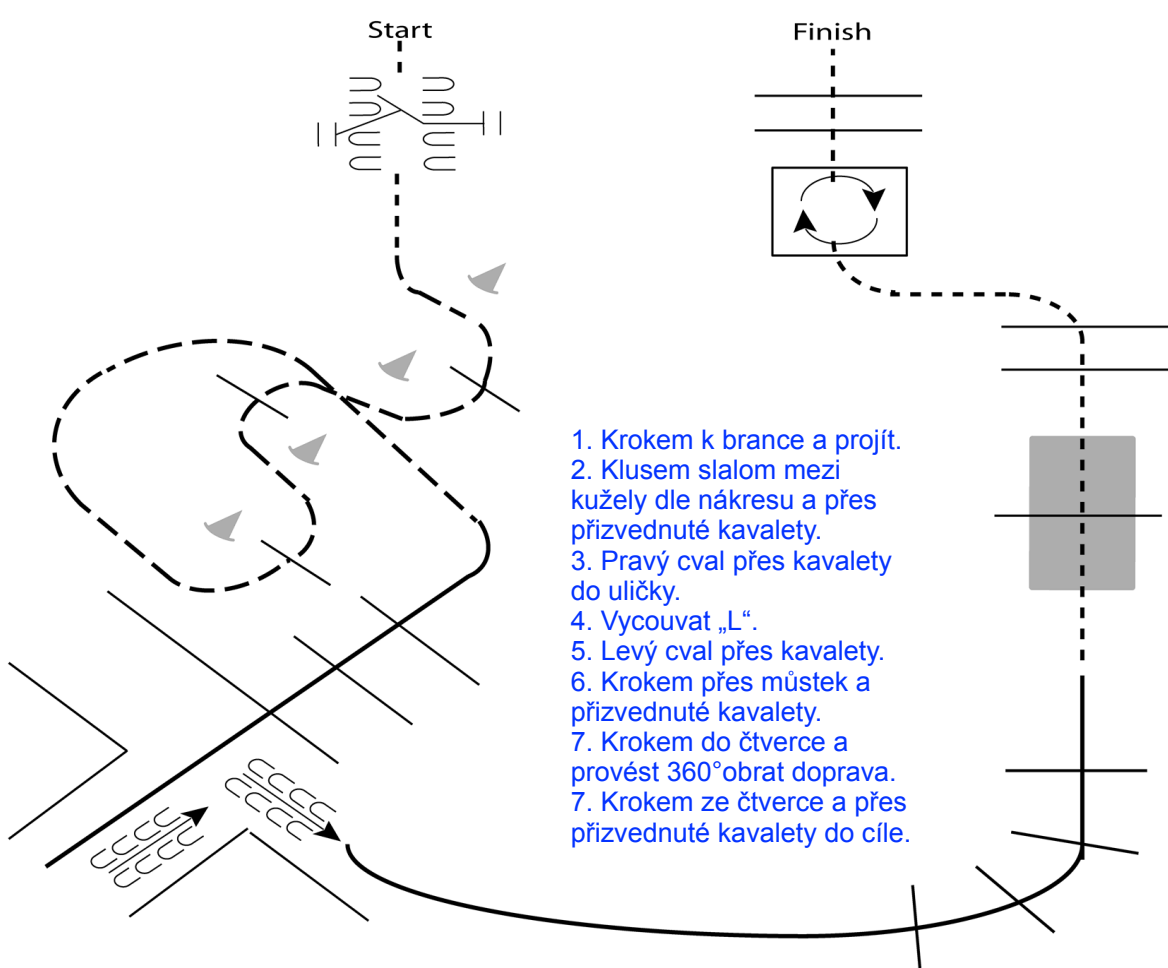
Western Riding Club Championship 2021

Trail (Amateur & Open Senior **B - 2. kolo**)

Neděle 26.9.2021

www.HorseShowPatterns.com

www.HorseShowPatterns.com



1. Krokem k brance a projít.
2. Klusem slalom mezi kužely dle nákresu a přes přizvednuté kavalety.
3. Pravý cval přes kavalety do uličky.
4. Vycouvat „L“.
5. Levý cval přes kavalety.
6. Krokem přes můstek a přizvednuté kavalety.
7. Krokem do čtverce a provést 360° obrát doprava.
7. Krokem ze čtverce a přes přizvednuté kavalety do cíle.

1. Walk to and work gate
2. Jog through cones and over elevated poles
3. Lope on the right lead over the poles and into the chute
4. Back out of chute
5. Lope on the left lead over poles to bridge
6. Walk over bridge and elevated poles
7. Walk into box and perform a 360 degree turn to the right
8. Walk out of box and over elevated poles

Walk	-----
Jog	-----
Extended Jog	-----
Lope	-----
Leg Yield	
Lead Change	↘
Back	←←←
Marker	Ⓚ
Sidepass	←←←

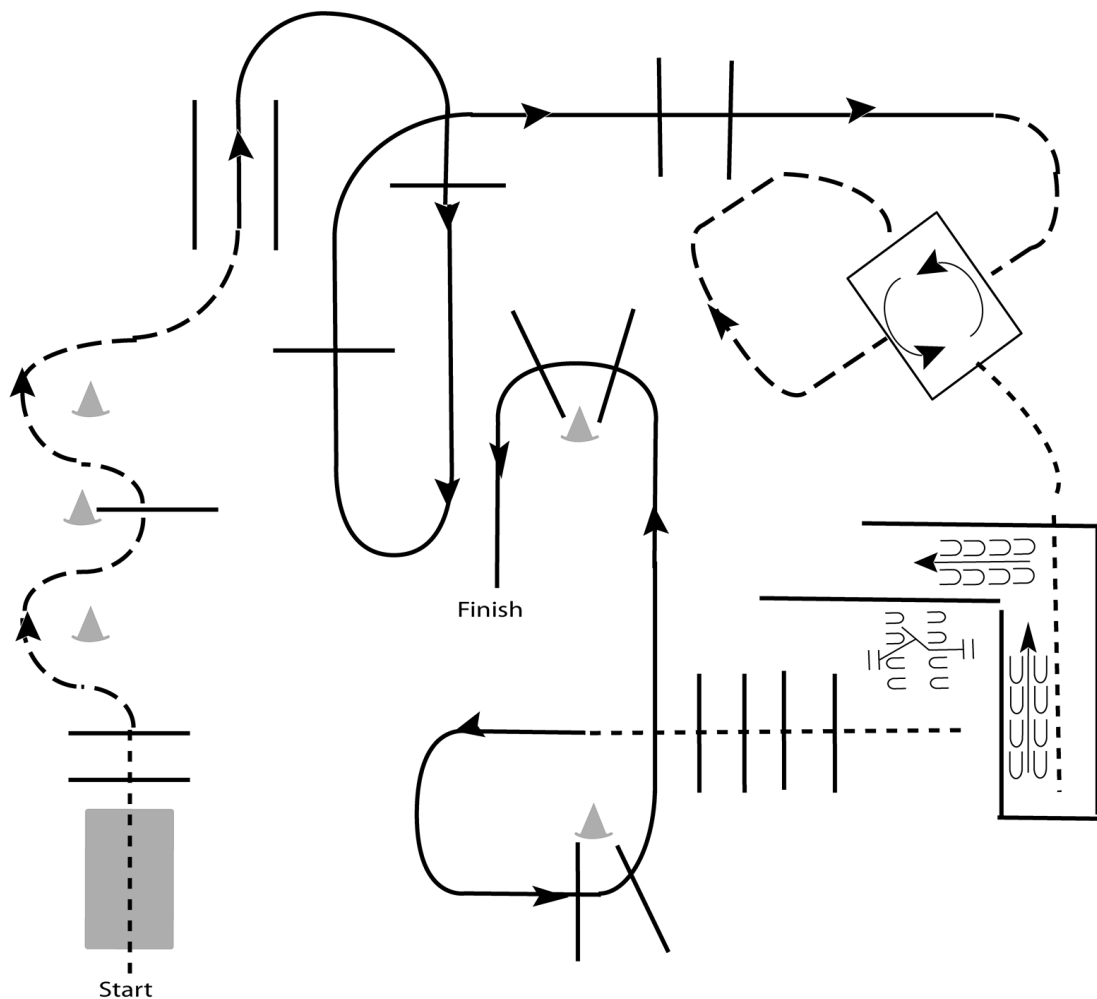
[T/3-1]

Pattern Provided by:
Cedric Leroux

Western Riding Club Championship 2021

Trail (Amateur & Open Senior A - 1. kolo)

Sobota 25.9.2021



1. Walk over bridge and over poles
2. Jog through serpentine and over pole
3. Lope on the right lead over poles
4. Jog through box, then jog into box
5. Turn 360 degrees to the left in the box
6. Walk out of box and into chute
7. Back the L
8. Work the gate
9. Walk over poles
10. Lope on the left lead over poles to finish

Walk	-----
Jog	-----
Extended Jog	-----
Lope	-----
Leg Yield	
Lead Change	—/—
Back	←←← ←←←
Marker	Ⓚ
Sidepass	←-----→

1. Krokem přes můstek a kavalety.
2. Klusem slalom mezi kužely a přes kavaletu.
3. Pravý cval přes kavalety.
4. Klusem přes čtverec a vklusat do čtverce.

5. Obrat 360° doleva.
6. Krokem ze čtverce až do uličky.
7. Vycouvat „L“.
8. Branka.
9. Krokem přes kavalety.
10. Levým cvalem přes kavalety do cíle.

Pattern Provided by:

Cedric Leroux

www.HorseShowPatterns.com

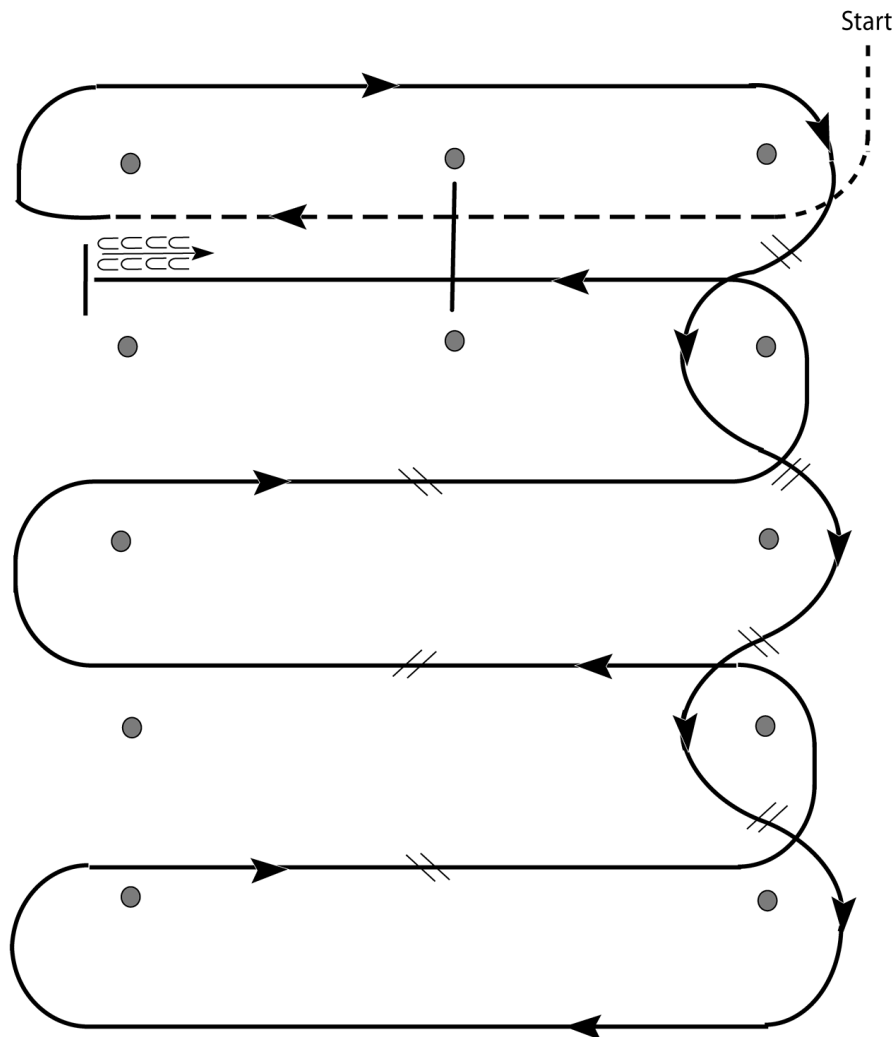
www.HorseShowPatterns.com

Western Riding Club Championship 2021

#4 WRC

western riding (Open - finále)

Pátek 24.9.2021



1. Walk, transition to jog, jog over log.
2. Transition to right.
3. First line change.
4. Second line change.
5. Third line change.
6. Fourth line change.
7. First crossing change.
8. Second crossing change.
9. Third crossing change.
10. Lope over log.
11. Lope, stop and back.

[WR/OP-4]

Pattern Provided by:

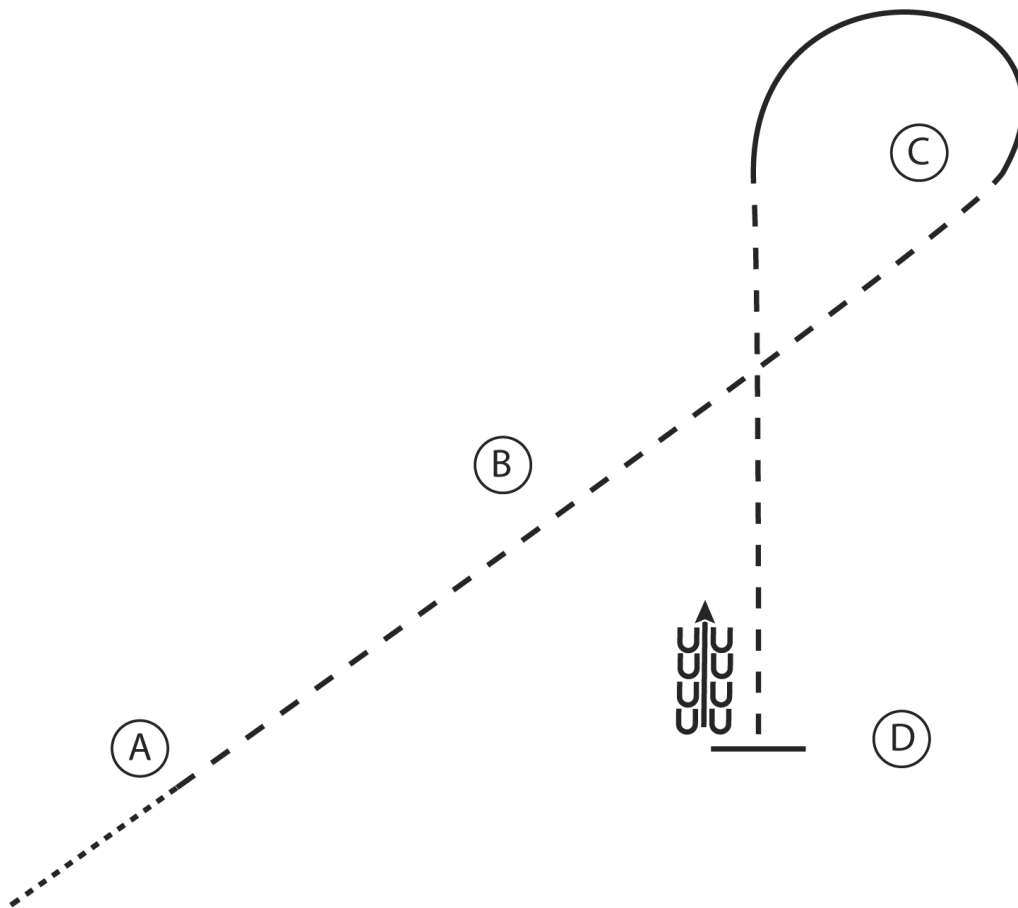
Cedric Leroux

Superhorse (Open - finále)
#1 WRC
Pátek 24.9.2021

Western Riding Club Championship 2021

Hunt Seat Equitation (Open A - rozjížd'ka)

Sobota 25.9.2021



1. Walk to A
2. Sitting trot to B
3. Posting trot to C on the right diagonal
4. At C canter a half circle on the left lead
5. At C posting trot to D on the left diagonal
6. Stop at D and back 4 steps

1. Krok k A.
2. Pracovní klus k B.
3. Klus k C na pravou diagonálu.
4. V bodě C nacválat na levou nohu a cválat půl kruhu dle náčrtu.
5. V bodě C pokračovat klusem na levou diagonálu.
6. Zastavit v D a zacouvat 4 kroky.

Walk
Trot	-----
Extended Trot	-----
Canter	—————
Leg Yield	
Lead Change	↘
Back	←←←←
Marker	(B)
Sidepass	←←←←

[HSE/2-2]

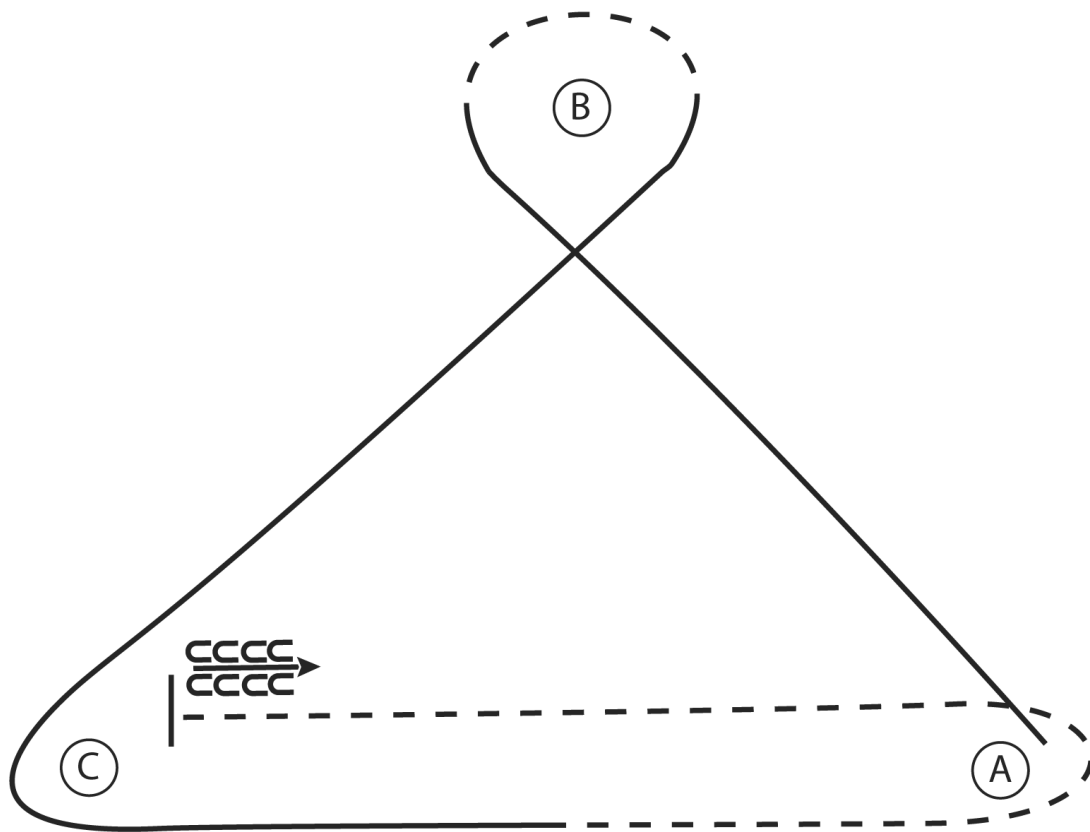
Pattern Provided by:

Cedric Leroux

Western Riding Club Championship 2021

Hunt Seat Equitation (Open B - finále)

Neděle 26.9.2021



1. Canter on the right lead A to B
2. At B posting trot around B
3. At B canter on the left lead to and around C and continue towards A
4. Halfway to A posting trot on the right diagonal to and around A and continue towards C
5. Halfway to C sit the trot
6. Stop at C and back 4 steps

1. Cval na pravou nohu z bodu A do B.
2. Klus kolem B.
3. V bodě B dle nákresu nacválat na levou nohu a pokračovat kolem C dále směrem k A.
4. V polovině vzdálenosti přejít do klusu na pravou diagonálu, pokračovat kolem bodu A a směrem k bodu C.
5. V polovině vzdálenosti přejít do pracovního klusu.
6. Zastavit a zacouvat 4 kroky.

Walk
Trot	-----
Extended Trot	-----
Canter	—————
Leg Yield	
Lead Change	↘
Back	←←←←
Marker	⊙ (B)
Sidepass	←←←←

[HSE/3-5]

Pattern Provided by:

Cedric Leroux